

CITY OF GRANDVIEW

# 2024 Preliminary Budget

**2024 PRELIMINARY BUDGET  
TABLE OF CONTENTS**

**Page**

**BUDGET SUMMARY**

**BUDGET SUMMARY WORK**

**FUNDS AND PROGRAMS**

<b>Fund No.</b>	<b>Program No.</b>	<b>Program</b>	
<b>001</b>		<b>CURRENT EXPENSE FUND.....</b>	<b>1</b>
	001	Legislative Services.....	8
	002	Community Support Services.....	10
	003	Municipal Court Services.....	12
	006	Executive Administration Services.....	14
	008	Clerk Services.....	16
	009	Accounting Services.....	18
	013	Risk Management Services.....	20
	015	Legal Services.....	22
	020	Human Resource Services.....	24
	025	General Facilities Services.....	26
	030	Police Administrative Services.....	28
	031	Police Investigation Services.....	30
	032	Police Patrol Services.....	32
	033	Police Community Programs.....	34
	034	Police Correction Services.....	36
	035	Police Communication Services.....	38
	036	Graffiti Removal Services.....	41
	037	Fire - Administrative Services.....	43
	038	Fire - Suppression Services.....	45
	040	Code Enforcement Services.....	49
	055	Animal Control Services.....	51
	058	Senior Citizen Services.....	53
	060	Planning & Community Development Services.....	55
	062	Economic Development Services.....	57
	065	Inspection & Permitting Services.....	59
	075	Library Services.....	61
	080	Recreation Services.....	63
	081	Aquatics Services.....	65
	082	Parks Maintenance Services.....	67
	085	Museum.....	69
	087	Community Center.....	71
	090	Operating Transfers Out & Ending Balance.....	73
<b>010</b>		<b>AMERICAN RESCUE PLAN ACT FUND.....</b>	<b>75</b>
<b>106</b>		<b>LAW &amp; JUSTICE TAX - .3% FUND.....</b>	<b>80</b>

<b>110</b>	<b>STREET FUND.....</b>	<b>87</b>
	Road & Street Maintenance.....	93
	Storm Drainage.....	93
	Structures.....	94
	Sidewalks.....	94
	Street Lighting.....	94
	Traffic Control Devices.....	95
	Snow & Ice Control.....	95
	Street Cleaning.....	96
	Roadside.....	96
	Maintenance Administration.....	96
	Street Construction.....	97
<b>115</b>	<b>TRANSPORTATION BENEFIT DISTRICT FUND .....</b>	<b>98</b>
<b>130</b>	<b>CEMETERY FUND.....</b>	<b>105</b>
<b>210</b>	<b>SIED LOAN - EUCLID/WCR DEBT SERVICE .....</b>	<b>112</b>
<b>301</b>	<b>CAPITAL IMPROVEMENTS FUND .....</b>	<b>119</b>
<b>335</b>	<b>WCR &amp; MCCREADIE UTILITIES FUND.....</b>	<b>126</b>
<b>340</b>	<b>WCR &amp; HIGGINS IMPROVEMENTS FUND.....</b>	<b>133</b>
<b>345</b>	<b>OIE (WELCH'S) &amp; 5TH STREET SEWER FUND.....</b>	<b>140</b>
<b>405</b>	<b>EMERGENCY MEDICAL SERVICES FUND.....</b>	<b>147</b>
<b>410</b>	<b>WATER FUND.....</b>	<b>155</b>
	Water.....	160
	Water Debt Service.....	162
<b>415</b>	<b>SEWER FUND.....</b>	<b>164</b>
	Sewer Collection.....	169
	Sewer Treatment.....	171
	Sewer Debt Service.....	173
<b>420</b>	<b>IRRIGATION FUND.....</b>	<b>175</b>
<b>430</b>	<b>SOLID WASTE FUND.....</b>	<b>182</b>
	Collection.....	187
	Neighborhood Clean-Up.....	189
<b>510</b>	<b>EQUIPMENT RENTAL FUND.....</b>	<b>191</b>

2024 BUDGET SUMMARY

9/28/2023 9:44

Fund No.	Fund	1/1/2023 Beg. Balance	Projected Est. 2023		2023 Difference Rev/Exp	Projected Beginning Balance 1/1/2024	Estimated 2024		2024 Difference Rev/Exp	Estimated Ending Balance
			Revenue	Expenditures			Revenue	Expenditures		
001	CURRENT EXPENSE	799,660	6,806,235	6,923,810	(117,575)	682,085	6,714,705	7,324,380	(609,675)	72,410
010	AMERICAN RESCUE PLAN ACT	2,263,520	-	1,393,890	(1,393,890)	869,630	-	348,200	(348,200)	521,430
106	LAW & JUSTICE TAX .3%	382,480	413,000	484,360	(71,360)	311,120	405,600	637,400	(231,800)	79,320
110	STREET	374,300	3,791,060	3,808,070	(17,010)	357,290	5,162,700	5,325,830	(163,130)	194,160
115	TRANSPORTATION BENEFIT DIST	519,660	205,000	293,200	(88,200)	431,460	199,000	284,250	(85,250)	346,210
130	CEMETERY	249,790	240,050	295,760	(55,710)	194,080	212,050	328,790	(116,740)	77,340
210	SIED LOAN - EUCLID/WCR	10	23,300	23,295	5	15	23,300	23,300	-	15
301	CAPITAL IMPROVEMENTS	1,033,050	299,000	421,700	(122,700)	910,350	266,500	858,000	(591,500)	318,850
335	WCR & MCCREADIE UTILITIES	-	518,100	518,100	-	-	-	-	-	-
340	WCR & HIGGINS IMPROVEMENTS	-	1,180,500	671,000	509,500	509,500	766,500	1,276,000	(509,500)	-
345	OIE (Welch's) & 5th SEWER IMP	-	400,000	343,000	57,000	57,000	2,000,000	2,057,000	(57,000)	-
405	EMERGENCY MEDICAL SERVICES	145,270	464,050	327,280	136,770	282,040	503,050	519,960	(16,910)	265,130
410	WATER	7,560,895	3,685,430	3,136,930	548,500	8,109,395	9,760,750	10,535,760	(775,010)	7,334,385
415	SEWER	7,684,760	5,623,300	6,357,230	(733,930)	6,950,830	4,705,100	5,894,350	(1,189,250)	5,761,580
420	IRRIGATION	89,050	570,750	607,760	(37,010)	52,040	616,000	646,940	(30,940)	21,100
430	SOLID WASTE	765,320	1,304,000	1,363,985	(59,985)	705,335	1,324,525	1,857,410	(532,885)	172,450
510	EQUIPMENT RENTAL	1,906,950	633,500	653,420	(19,920)	1,887,030	602,500	1,097,550	(495,050)	1,391,980
		23,774,715	26,157,275	27,622,790	(1,465,515)	22,309,200	33,262,280	39,015,120	(5,752,840)	16,556,360

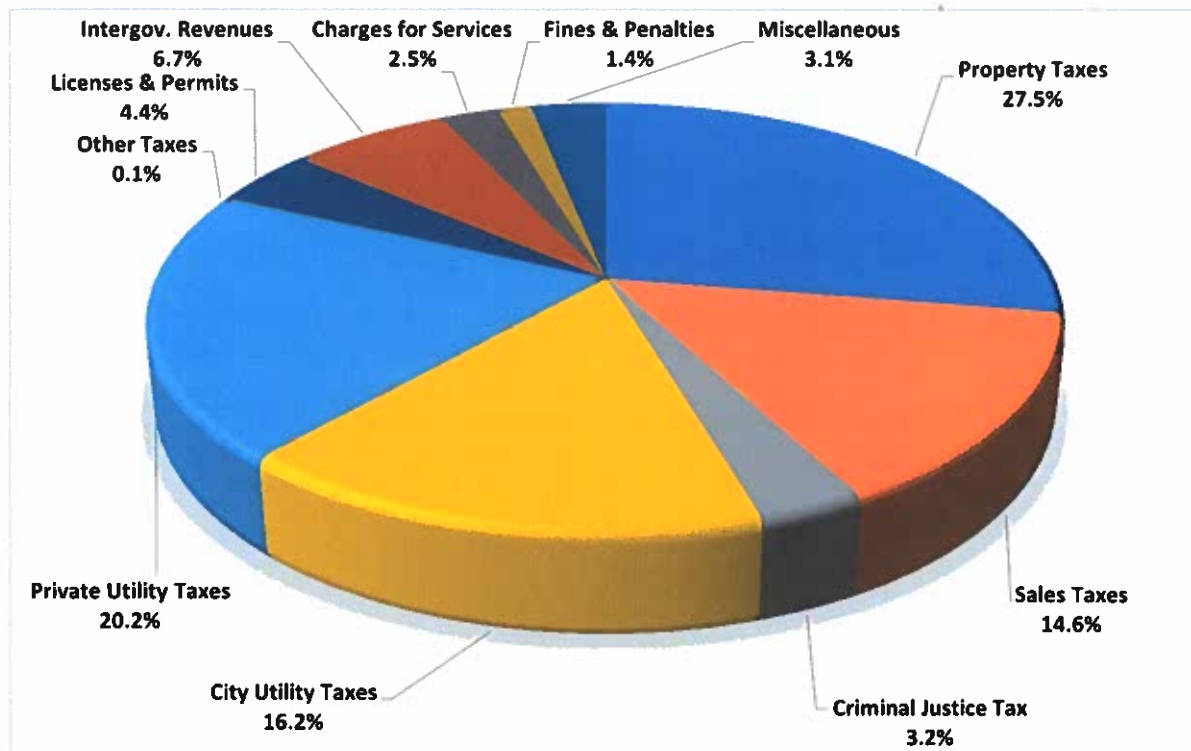
2024 Budget Summary Work  
9/28/2023 9:46

Fund No.	Fund	Program	Balance 1/1/2023	Projected Est. 2023 Revenue	Projected Est. 2023 Exp.	2023 Difference Rev/Exp	Est. Balance 1/1/2024	Est. 2024 Revenue	Est. 2024 Exp.	2024 Difference Rev/Exp	Est. Ending Balance
001	CURRENT EXPENSE FUND		799,660	6,806,235	6,923,810	(117,575)	682,085	6,714,705	7,324,380	(609,675)	72,410
		Legislative Services			54,245				66,490		
		Community Support Services			43,550				46,325		
		Court Services			413,940				455,650		
		Executive Services			216,930				109,890		
		Clerk Services			44,720				46,890		
		Accounting Services			205,825				196,890		
		Risk Management Services			243,340				290,740		
		Legal Services			60,350				68,300		
		Human Resource Services			60,440				63,190		
		General Facilities Services			37,060				37,160		
		Police Administrative Services			418,600				484,380		
		Police Investigation Services			312,600				443,700		
		Police Patrol Services			2,125,710	3,747,840			2,004,900	3,913,750	
		Police Community Programs			20,730				26,970		
		Police Correction Services			175,000				189,000		
		Police Communication Services			675,200				744,800		
		Police Res. Balance			20,000				20,000		
		Graffiti Removal Services			4,480				7,570		
		Fire - Administrative Services			204,220				226,290		
		Fire - Suppression Services			344,240	548,460			372,750	599,040	
		Code Enforcement Services			77,210				85,940		
		Animal Control Services			38,800				42,550		
		Senior Services			14,690				15,440		
		Planning Services			76,030				78,230		
		Economic Development Services			43,190				58,470		
		Inspection & Permitting Services			97,720				136,350		
		Library Services			300,370				312,620		
		Recreation Services			138,350				144,855		
		Aquatics Services			122,780	528,060			153,450	605,995	
		Parks Maintenance Services			266,930				307,690		
		Museum			27,860	32,660			35,900	40,900	
		Museum Res. Balance			4,800				5,000		
		Community Center			33,900				46,000		
010	AMERICAN RESCUE PLAN ACT FUND		2,263,520	-	1,393,890	(1,393,890)	869,630	-	348,200	(348,200)	521,430
106	LAW & JUSTICE TAX .3% FUND		382,480	413,000	484,360	(71,360)	311,120	405,600	637,400	(231,800)	79,320
110	STREET FUND		374,300	3,791,060	3,808,070	(17,010)	357,290	5,162,700	5,325,830	(163,130)	194,160
		Road & Street Maintenance			93,330				125,570		
		Storm Drainage			6,250				9,880		
		Structures			2,020				3,760		
		Sidewalks			11,450				28,950		
		Street Lighting			121,000				126,000		
		Traffic Control Devices			74,170				93,510		
		Snow & Ice Control			59,070				103,210		
		Street Cleaning			20,340				30,310		
		Roadside			107,090				142,970		
		Maintenance Administration			111,850				93,320		
		Construction Project			3,178,200				4,545,050		
		Transfers Out - SIED Loan			23,300				23,300		
115	TRANSPORTATION BENEFIT DIST		519,660	205,000	293,200	(88,200)	431,460	199,000	284,250	(85,250)	346,210
130	CEMETERY FUND		249,790	240,050	295,760	(55,710)	194,080	212,050	328,790	(116,740)	77,340
210	SIED LOAN - EUCLID/WCR FUND		10	23,300	23,295	5	15	23,300	23,300	-	15
301	CAPITAL IMPROVEMENTS FUND		1,033,050	299,000	421,700	(122,700)	910,350	266,500	858,000	(591,500)	318,850
335	WCR & MCCREADIE UTILITIES FUND		-	518,100	518,100	-	-	-	-	-	-
340	WCR & HIGGINS IMP FUND		-	1,180,500	671,000	509,500	509,500	766,500	1,276,000	(509,500)	-
345	OIE (Welch's) & 5th SEWER IMP FUND		-	400,000	343,000	57,000	57,000	2,000,000	2,057,000	(57,000)	-
405	EMERGENCY MED. SERVICES FUND		145,270	464,050	327,280	136,770	282,040	503,050	519,960	(16,910)	265,130
410	WATER FUND		7,560,895	3,685,430	3,136,930	548,500	8,109,395	9,760,750	10,535,760	(775,010)	7,334,385
		Water			2,918,850				10,459,790		
		Water Debt Svc			218,080				75,970		
415	SEWER FUND		7,684,760	5,623,300	6,357,230	(733,930)	6,950,830	4,705,100	5,894,350	(1,189,250)	5,761,580
		Sewer Collection			1,129,790				980,180		
		Sewer Treatment			4,743,760				4,430,490		
		Sewer Debt Svc			483,680				483,680		
420	IRRIGATION FUND		89,050	570,750	607,760	(37,010)	52,040	616,000	646,940	(30,940)	21,100
430	SOLID WASTE FUND		765,320	1,304,000	1,363,985	(59,985)	705,335	1,324,525	1,857,410	(532,885)	172,450
		Collection			1,351,075				1,839,380		
		Neighborhood Clean-Up			12,910				18,030		
510	EQUIPMENT RENTAL FUND		1,906,950	633,500	653,420	(19,920)	1,887,030	602,500	1,097,550	(495,050)	1,391,980
			23,774,715	26,157,275	27,622,790	(1,465,515)	22,309,200	33,262,280	39,015,120	(5,752,840)	16,556,360



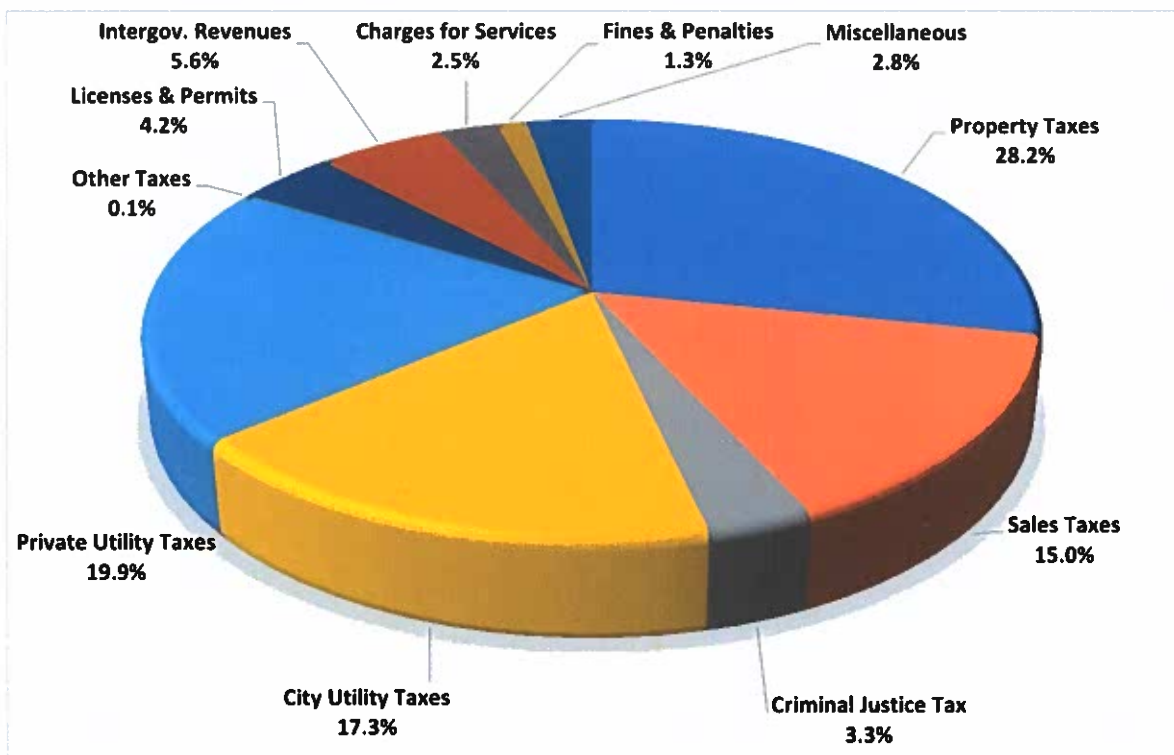
**City of Grandview  
2023 Budget  
Current Expense Fund**

Revenues	Amount	
Property Taxes	\$ 1,789,500	27.5%
Sales Taxes	951,400	14.6%
Criminal Justice Tax	210,000	3.2%
City Utility Taxes	1,055,000	16.2%
Private Utility Taxes	1,315,000	20.2%
Other Taxes	4,500	0.1%
Licenses & Permits	284,500	4.4%
Intergov. Revenues	438,050	6.7%
Charges for Services	161,800	2.5%
Fines & Penalties	93,800	1.4%
Miscellaneous	204,490	3.1%
<b>Total Revenues</b>	<b>\$ 6,508,040</b>	



**City of Grandview  
2024 Budget  
Current Expense Fund**

Revenues	Amount	
Property Taxes	\$ 1,895,000	28.2%
Sales Taxes	1,005,000	15.0%
Criminal Justice Tax	220,000	3.3%
City Utility Taxes	1,159,000	17.3%
Private Utility Taxes	1,335,000	19.9%
Other Taxes	5,500	0.1%
Licenses & Permits	282,000	4.2%
Intergov. Revenues	374,000	5.6%
Charges for Services	165,200	2.5%
Fines & Penalties	86,550	1.3%
Miscellaneous	187,455	2.8%
<b>Total Revenues</b>	<b>\$ 6,714,705</b>	



**City of Grandview ~ 2024 Revenue Estimates**

<b>Description</b>	<b>2022 Actual</b>	<b>2023 Budget</b>	<b>2023 Projected</b>	<b>2024 Estimate</b>	<b>2024 Proposed</b>
<b>Current Expense Fund</b>					
Beginning Fund Balance - Assigned	73,060.00	10,000	10,000	10,000	10,000
Beginning Fund Balance - Unassigned	1,001,078.60	789,750	789,660	672,085	672,085
<b>Total Beginning Cash Balance</b>	<b>1,074,138.60</b>	<b>799,750</b>	<b>799,660</b>	<b>682,085</b>	<b>682,085</b>
<b>Taxes</b>					
Real & Personal Property Taxes	1,617,500.18	1,789,500	1,865,000	1,895,000	1,895,000
Local Sales Tax	943,015.16	951,400	990,000	1,005,000	1,005,000
Hotel/motel Tax	2,103.47	2,000	3,200	3,000	3,000
Brokered Natural Gas Use Tax	99,052.04	130,000	140,000	135,000	135,000
Criminal Justice Tax - 1/10%	214,981.28	210,000	225,000	220,000	220,000
Utility Tax - Electricity	663,236.81	735,000	765,000	750,000	750,000
City Water Utility Tax	490,957.08	483,000	532,000	552,000	552,000
Utility Tax - Natural Gas	137,329.62	155,000	150,000	150,000	150,000
City Sewer Utility Tax	220,693.04	227,000	238,000	252,000	252,000
Utility Tax - Garbage	140,305.70	140,000	138,000	140,000	140,000
City Garbage Utility Tax	343,335.54	345,000	350,000	355,000	355,000
Utility Tax - Cable T.V.	52,434.44	45,000	50,000	50,000	50,000
Utility Tax - Telephone	115,552.47	110,000	110,000	110,000	110,000
Leasehold Excise Taxes	2,862.78	2,500	2,800	2,500	2,500
<b>Total Taxes</b>	<b>5,043,359.61</b>	<b>5,325,400</b>	<b>5,559,000</b>	<b>5,619,500</b>	<b>5,619,500</b>
<b>Licenses and Permits</b>					
Amusement Licenses & Permits	4,850.00	5,000	5,000	5,000	5,000
Franchise Fees-Charter Cable	47,466.38	46,000	47,000	46,000	46,000
Business Licenses & Permits	40,147.88	40,000	41,500	40,000	40,000
Other Non-Bus License & Permit	8,620.58	10,000	7,500	8,000	8,000
Building Permits	157,624.01	180,000	235,000	180,000	180,000
Animal Licenses	2,846.00	3,500	3,000	3,000	3,000
<b>Total Licenses and Permits</b>	<b>261,554.85</b>	<b>284,500</b>	<b>339,000</b>	<b>282,000</b>	<b>282,000</b>
<b>Intergovernmental Revenues</b>					
Yakima County ARPA Funds	0.00	62,000	57,000	0	0
Arbor Day Tree Planting Grant	500.00	350	450	400	400
L.E.A.D. Task Force Grant	5,264.17	15,000	15,000	15,000	15,000
Bulletproof Vest Grant	8,377.50	0	0	0	0
Traffic Safety Comm. Grant	0.00	1,000	0	5,000	5,000
P.U.D. Privilege Tax	41,138.15	42,000	42,210	42,000	42,000
City-County Assistance	159,480.16	120,000	120,000	120,000	120,000
Criminal Justice Tax - Pop.	3,769.51	4,000	4,000	4,200	4,200
Criminal Justice Tax - DCD	13,365.58	14,000	14,000	14,500	14,500
DUI Distribution	1,256.15	1,800	1,000	1,000	1,000
Liquor Excise Tax	77,548.53	76,500	78,500	80,000	80,000
Liquor Board Profits	85,062.56	85,500	85,000	84,500	84,500
In-Lieu of Taxes	949.26	1,000	1,000	1,000	1,000
In-Lieu of Taxes - G.F.H.L.P.	405.00	400	405	400	400
WASPC Training Grant	0.00	10,000	10,000	0	0
Intergov. Charges For Services	7,148.70	4,500	6,000	6,000	6,000
<b>Total Intergovernmental Revenues</b>	<b>404,265.27</b>	<b>438,050</b>	<b>434,565</b>	<b>374,000</b>	<b>374,000</b>



**City of Grandview ~ 2024 Revenue Estimates**

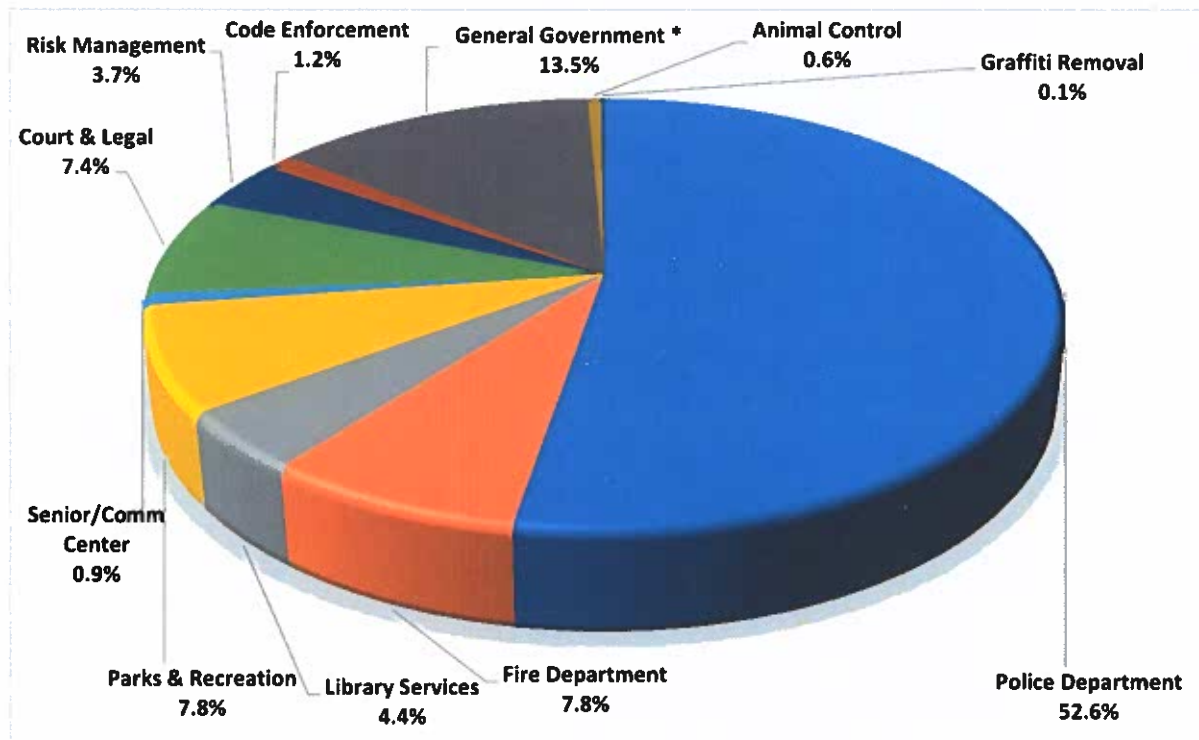
<b>Description</b>	<b>2022 Actual</b>	<b>2023 Budget</b>	<b>2023 Projected</b>	<b>2024 Estimate</b>	<b>2024 Proposed</b>
<b>Current Expense Fund</b>					
<b>Charges for Goods and Services</b>					
Court Admin Fees	2,797.09	2,400	3,000	2,800	2,800
Records Search	4,124.11	4,000	5,000	5,000	5,000
Photostatting	1,986.70	1,500	2,000	1,800	1,800
Sales of Merchandise: T-Shirts	135.25	100	100	100	100
Library Photocopies	1,109.23	1,000	1,700	1,500	1,500
Law Enforcement Services	3,007.03	3,500	2,200	2,500	2,500
PD SRO Services - School Dist.	56,884.30	62,000	64,000	64,000	64,000
Detention and Correction Services	7,560.45	6,500	6,800	6,500	6,500
Animal Control Shelter Fees	18.00	0	0	0	0
Abatement Charges-Property Clean	0.00	100	0	100	100
Zoning & Subdivision Fees	14,950.00	15,000	10,000	10,000	10,000
Plan Checking Fees	30,193.04	25,000	40,000	30,000	30,000
Library Use Fees	1,070.67	1,200	2,000	2,400	2,400
Swimming Pool Fees - *t*	14,624.52	14,000	12,540	12,500	12,500
Swimming Lesson Fees	3,605.00	4,000	3,880	3,500	3,500
Recreation Program Fees - *t*	14,214.42	13,000	15,000	14,000	14,000
School Recreation Programs	3,500.00	8,500	8,500	8,500	8,500
<b>Total Charges for Goods and Services</b>	<b>159,779.81</b>	<b>161,800</b>	<b>176,720</b>	<b>165,200</b>	<b>165,200</b>
<b>Fines and Penalties</b>					
Proof of Moter Vehicle Insurance	366.78	500	450	500	500
Traffic Infraction Penalties	60,331.15	65,000	58,000	60,000	60,000
Non Traffic Infractions	1,097.26	1,300	1,050	1,000	1,000
Civil Parking Inf. Penalties	85.00	150	100	100	100
DUI Fines	13,240.90	14,000	10,000	12,000	12,000
Other Criminal Traffic Misc.	7,332.11	7,500	9,000	8,500	8,500
DUI Investigative Fund	1,299.21	1,500	800	1,000	1,000
Other Crim Non-Traffic Fines	1,021.47	1,000	2,800	2,500	2,500
Public Defender Fees	768.46	1,200	750	800	800
Library Late Returns	1,198.33	1,500	1,300	0	0
Building Code Violation Fee	0.00	150	0	150	150
<b>Total Fines and Penalties</b>	<b>86,740.67</b>	<b>93,800</b>	<b>84,250</b>	<b>86,550</b>	<b>86,550</b>

**City of Grandview ~ 2024 Revenue Estimates**

<b>Description</b>	<b>2022 Actual</b>	<b>2023 Budget</b>	<b>2023 Projected</b>	<b>2024 Estimate</b>	<b>2024 Proposed</b>
<b>Current Expense Fund</b>					
<b>Miscellaneous Revenues</b>					
Investment Interest	40,153.26	70,000	75,000	60,000	60,000
Interest On Taxes	1,897.71	1,100	5,500	4,400	4,400
Interest - Other - Gen. Acct.	5,736.50	7,150	5,200	4,150	4,150
Country Park Facilities Rental	1,651.00	1,800	1,500	1,800	1,800
Community Center Rental	3,025.00	2,000	3,000	3,000	3,000
Lease - Inspire Development Centers	15,439.71	15,000	14,250	14,250	14,250
Lease - AT&T - Tower Park	13,500.00	13,500	13,500	13,500	13,500
Lease - Verizon - Tower Park	14,570.30	14,750	14,830	14,880	14,880
Lease - Alba	22,113.00	22,750	22,775	23,200	23,200
Lease - Baker	12,518.58	12,875	13,440	13,700	13,700
Concession/jail Phone Proceeds	0.00	10	10	0	0
Contributions To Police Dept.	0.00	200	100	200	200
Contributions To Library	1.25	7,010	7,020	5,000	5,000
Contrib. - Friends of the Library	0.00	5	5	5	5
Contributions To Park	6,201.04	5,000	5,200	5,000	5,000
Contributions-Park - Trees	400.00	400	400	400	400
Contributions to Museum	2,979.00	2,000	3,000	2,000	2,000
Contributions to Community Center	6,900.00	6,500	6,400	6,400	6,400
Confiscated & Forfeited Property	67.00	500	500	500	500
Judgments And Settlements	10,755.76	5,360	7,000	1,000	1,000
Cashier's Overages & Shortages	27.22	50	50	50	50
Library Over & Short	0.25	10	10	10	10
Other Miscellaneous Revenue	542.82	500	500	500	500
Other Miscellaneous Revenue - Courts	3.00	20	10	10	10
L&I Retro Refund	10,845.00	5,000	5,000	5,000	5,000
NSF Checks Receivable	7,596.57	11,000	8,500	8,500	8,500
<b>Total Miscellaneous Revenues</b>	<b>176,923.97</b>	<b>204,490</b>	<b>212,700</b>	<b>187,455</b>	<b>187,455</b>
<b>Nonrevenues</b>					
Rental Property Damage Deposit	3,150.00	0	0	0	0
Due Others - Misc. & Deposits	0.00	0	0	0	0
<b>Total Nonrevenues</b>	<b>3,150.00</b>	<b>0</b>	<b>0</b>	<b>0</b>	<b>0</b>
<b>Other Financing Sources</b>					
Sale of Fixed Assets	2,925.00	0	0	0	0
Insurance Claim Receipts	5,000.00	0	0	0	0
<b>Total Other Financing Sources</b>	<b>7,925.00</b>	<b>0</b>	<b>0</b>	<b>0</b>	<b>0</b>
<b>Total Current Expense Fund</b>	<b>7,217,837.78</b>	<b>7,307,790</b>	<b>7,605,895</b>	<b>7,396,790</b>	<b>7,396,790</b>

**City of Grandview  
2023 Budget  
Current Expense Fund**

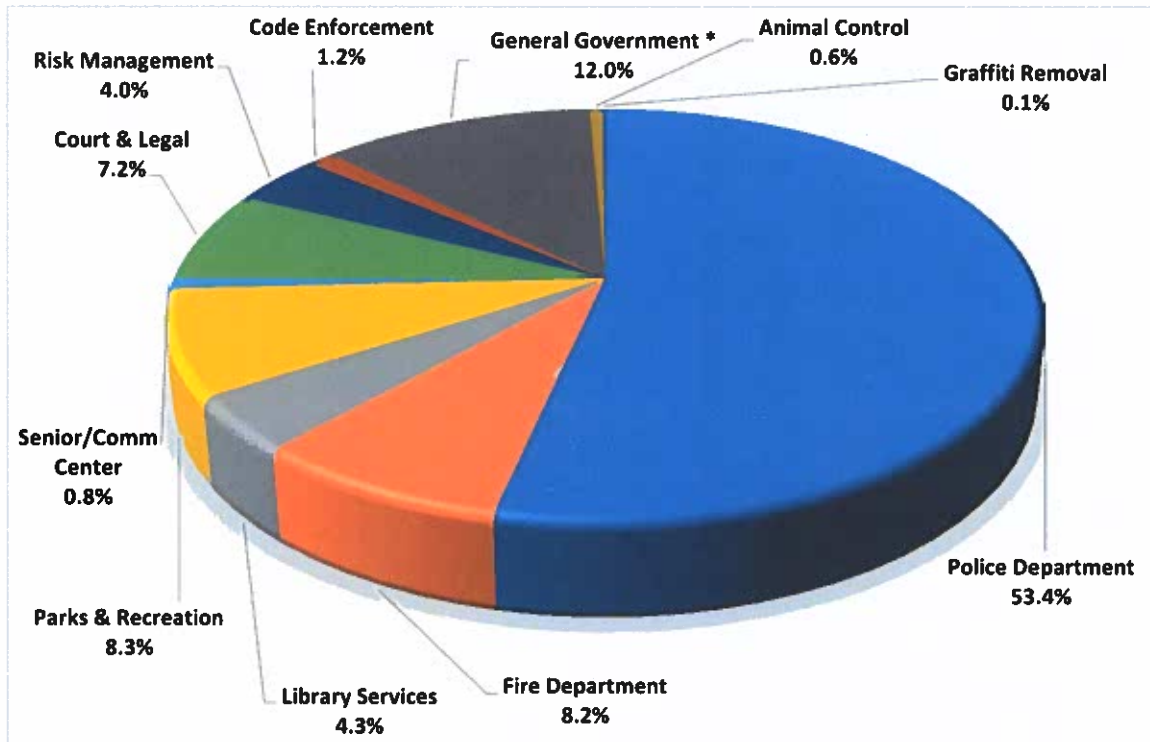
Expenditures	Amount	
Police Department	\$ 3,812,960	52.6%
Fire Department	567,010	7.8%
Library Services	317,370	4.4%
Parks & Recreation	565,910	7.8%
Senior & Community Center	64,560	0.9%
Court & Legal	533,740	7.4%
Risk Management	266,100	3.7%
Code Enforcement	88,550	1.2%
General Government *	979,735	13.5%
Animal Control	41,650	0.6%
Graffiti Removal	7,855	0.1%
<b>Total Expenditures</b>	<b>\$ 7,245,440</b>	



**\*Note:** General Government includes the following services: Legislative Services, Community Support Services, General Management Services, Clerk Services, Accounting Services, Human Resource Services, General Facilities Services, Planning Services, Economic Development Services, Inspection & Permitting Services, Museum Services and transfers out to the Street Fund.

**City of Grandview  
2024 Budget  
Current Expense Fund**

Expenditures	Amount	
Police Department	\$ 3,913,750	53.4%
Fire Department	599,040	8.2%
Library Services	312,620	4.3%
Parks & Recreation	605,995	8.3%
Senior & Community Center	61,440	0.8%
Court & Legal	523,950	7.2%
Risk Management	290,740	4.0%
Code Enforcement	85,940	1.2%
General Government *	880,785	12.0%
Animal Control	42,550	0.6%
Graffiti Removal	7,570	0.1%
<b>Total Expenditures</b>	<b>\$ 7,324,380</b>	



**\*Note:** General Government includes the following services: Legislative Services, Community Support Services, General Management Services, Clerk Services, Accounting Services, Human Resource Services, General Facilities Services, Planning Services, Economic Development Services, Inspection & Permitting Services, Museum Services and transfers out to the Street Fund.

**FUND:** CURRENT EXPENSE

**PROGRAM:** LEGISLATIVE SERVICES

**PROGRAM STATEMENT**

This program provides for the salaries, governmental association memberships, training, and general operating expenses for the seven (7) elected city council members. The city council is the legislative body of the city government. The council determines the services to be provided by the city, the level of those services, and how they are to be provided.

**Staffing Level** – None

**Overview of Ongoing and Present Activities**

- Establishes legislative policy for the city government
- Determines services, service levels, and method of services provided by City of Grandview
- Adopts annual city budget
- Approves ordinances, resolutions, contracts, or agreements, as required by state law or city code

**Notable Changes in 2024** – None

**Mandated Programs – Federal and State** – None

**Revenue Generated** – None

**Equipment and Vehicles Assigned** – None

**City of Grandview ~ 2024 Expenditure Estimates**

<b>Description</b>	<b>2022 Actual</b>	<b>2023 Budget</b>	<b>2023 Projected</b>	<b>2024 Estimate</b>	<b>2024 Proposed</b>
<b>Current Expense Fund</b>					
<b>Legislative Services - City Council</b>					
Regular Salaries & Wages	24,150.00	34,000	25,000	35,000	35,000
Social Security	1,847.48	2,640	1,920	2,700	2,700
Workman's Compensation	90.72	100	100	110	110
Family Medical Leave Premium	38.64	50	55	70	70
Office & Operating Supplies	407.37	1,000	1,000	1,000	1,000
Professional Services	0.00	200	200	200	200
Advertising	1,763.45	700	150	700	700
Communications	692.44	1,500	1,500	2,000	2,000
Travel	1,827.22	6,350	6,000	6,300	6,300
Operating Rentals & Leases	60.00	120	60	60	60
Miscellaneous	161.89	500	475	500	500
Misc. - Dues - AWC	8,412.00	8,550	8,510	8,550	8,550
Misc. - Dues - YVCOG	9,168.00	9,300	9,275	9,300	9,300
<b>Total Legislative Services</b>	<b>48,619.21</b>	<b>65,010</b>	<b>54,245</b>	<b>66,490</b>	<b>66,490</b>



**FUND:** CURRENT EXPENSE

**PROGRAM:** COMMUNITY SUPPORT SERVICES

**PROGRAM STATEMENT**

The primary purpose of the Community Support services program is to fund the City's share of expenses for services provided by agencies of Yakima County. These services include Elections, Emergency Management planning and response, Clean Air Authority monitoring and compliance and support of the county Health District's Alcoholism Program. The distribution of community information is included within this program. The modes of dissemination include the City's internet web site and an inventory of community information pamphlets and maps.

**Staffing Level** – Minimal

**Overview of Ongoing and Present Activities**

- Participation by City departments in Emergency preparedness and response training.
- Remittance to Yakima County Health District of 2% of the City's share of State Liquor Control Board Taxes and Profits
- Update and maintenance of the City's internet web site and Facebook page
- Support of community Tourism activities through the remittance of Hotel/Motel taxes to the Grandview Chamber of Commerce
- Payment to Yakima County for local election support

**Notable Changes in 2024** - None

**Mandated Programs – Federal and State**

- Federal Emergency Management Agency preparedness standards
- Washington State Emergency Management preparedness standards
- Dept. of Ecology – Clean Air standards and compliance

**Revenue Generated** – None

**Equipment and Vehicles Assigned** – Misc. Office Equipment (City Hall)

**City of Grandview ~ 2024 Expenditure Estimates**

<b>Description</b>	<b>2022 Actual</b>	<b>2023 Budget</b>	<b>2023 Projected</b>	<b>2024 Estimate</b>	<b>2024 Proposed</b>
<b>Current Expense Fund</b>					
<b>Community Support Services</b>					
<b>Voter Registration Costs</b>					
Election Services - County	12,537.81	9,500	8,850	14,000	14,000
<b>Total Voter Registration Costs</b>	<b>12,537.81</b>	<b>9,500</b>	<b>8,850</b>	<b>14,000</b>	<b>14,000</b>
<b>Emergency Services</b>					
Emergency Preparedness Service	11,360.00	12,150	11,000	12,500	12,500
<b>Total Emergency Services</b>	<b>11,360.00</b>	<b>12,150</b>	<b>11,000</b>	<b>12,500</b>	<b>12,500</b>
<b>Pollution Control</b>					
Yakima Clean Air - Pollution Control	4,492.00	4,400	4,400	4,500	4,500
<b>Total Pollution Control</b>	<b>4,492.00</b>	<b>4,400</b>	<b>4,400</b>	<b>4,500</b>	<b>4,500</b>
<b>Information Services</b>					
Office & Operating Supplies	0.00	25	0	25	25
Professional Services	718.48	1,050	1,000	1,200	1,200
Website/Social Media Archiving	4,788.00	6,000	6,000	6,500	6,500
Communications	0.00	100	0	100	100
Misc Chamber of Comm - Tourism	0.00	9,000	9,000	4,000	4,000
<b>Total Information Services</b>	<b>5,506.48</b>	<b>16,175</b>	<b>16,000</b>	<b>11,825</b>	<b>11,825</b>
<b>Mental and Physical Health</b>					
Yakima Co. Substance Abuse Program	11,343.70	3,300	3,300	3,500	3,500
<b>Total Mental and Physical Health</b>	<b>11,343.70</b>	<b>3,300</b>	<b>3,300</b>	<b>3,500</b>	<b>3,500</b>
<b>Total Community Support Services</b>	<b>45,239.99</b>	<b>45,525</b>	<b>43,550</b>	<b>46,325</b>	<b>46,325</b>

**FUND:** CURRENT EXPENSE

**PROGRAM:** MUNICIPAL COURT SERVICES

**PROGRAM STATEMENT**

The City Clerk manages the Municipal Court Services program. The City contracts with Yakima County for prosecution and probation services on behalf of the Grandview Municipal Court. The Yakima County District Court hears misdemeanor and gross misdemeanor criminal cases as well as hearings on mitigated and contested traffic and non-traffic infractions for the City of Grandview. Some parking infractions are also processed.

**Staffing Level** – None

**Overview of Ongoing and Present Activities**

- Monitor and process City traffic infractions, criminal and non-criminal matters pertaining to City ordinances and State statute.
- Monitor statewide filings and court statistical reports impacting Courts of Limited Jurisdiction. Provide ongoing court reports to the Administrative Office of the Courts in Olympia.
- Operate the Statewide DISCIS system for tracking court activity and revenues.
- Prosecution and probation services provided by Yakima County in Grandview Municipal Court actions.
- Oversees service contracts with indigent defense counsel and alternates.

**Notable Changes in 2024** – Yakima County District Court costs decreased from \$234,501 in 2023 to \$229,077 in 2024. Yakima County Probation Service costs increased from \$4,900 in 2023 to \$12,937.41 in 2024. Each year, the City pays the County a sum equal to the City's percentage of the County's budget. The percentage was determined based on a 4-year running average of the total District Court cases divided by the average number of City cases. For example: if the 4-year average of the District Court cases including Grandview was 10,000 and Grandview's portion 4-year average was 1,000 – the City pays the county 10% of the total budget for that year. The Public Defender compensation was a total fixed fee increased from \$97,700 in 2023 to \$107,470 in 2024. The Public Defender Agreement reflected a caseload limit, the reimbursement of costs for investigators and experts, warranty of public defender and quarterly reporting requirements. In 2024, the City would budget \$5,000 per year for investigative services and \$2,000 per year for certified court interpreter services. The City also contracts with other defense attorneys in the case of public defender conflicts.

**Mandated Programs – Federal and State** – Requirements under Washington State Criminal Code regarding traffic offenses including driving under the influence of alcohol and/or drugs.

**Revenue Generated**

Court Fees & Charges	\$2,800
Detention & Correction/Law Enforcement	\$6,500
Fines & Penalties	\$86,550

**City of Grandview ~ 2024 Expenditure Estimates**

<b>Description</b>	<b>2022 Actual</b>	<b>2023 Budget</b>	<b>2023 Projected</b>	<b>2024 Estimate</b>	<b>2024 Proposed</b>
<b>Current Expense Fund</b>					
<b>Municipal Court Services</b>					
Prof Svcs - Indigent Defense	118,773.15	123,000	102,000	135,500	135,500
Advertising	0.00	100	0	100	100
Yakima County District Court	211,388.54	235,000	235,000	230,000	230,000
Yakima County Prosecution Services	72,000.00	72,000	72,000	72,000	72,000
Yakima County Probation Services	3,920.00	4,900	4,900	13,000	13,000
Communications	37.90	50	40	50	50
Misc - Witness Fees	0.00	7,000	0	5,000	5,000
<b>Total Municipal Court Services</b>	<b>406,119.59</b>	<b>442,050</b>	<b>413,940</b>	<b>455,650</b>	<b>455,650</b>

**FUND:** CURRENT EXPENSE

**PROGRAM:** EXECUTIVE ADMINISTRATION

**PROGRAM STATEMENT**

This program provides for the day-to-day management of the city government. Funding is provided to support the Mayor, the Chief Executive Officer of the City and the City Administrator, the Chief Administrator of the City. They provide direction and supervision to the city Attorney, City Clerk, City Treasurer, Parks and Recreation Director, Public Works Director, Library Director, Police Chief, and Fire Chief.

**Staffing Level**

- City Administrator .50 FTE

**Overview of Ongoing and Present Activities**

- Overall administration and management of the City of Grandview
- Carry out policy direction of City Council
- Prepare and monitor city budget
- Serve as appointing authority for all city employees

**Notable Changes in 2024**

- ICMA Annual Dues – City Administrator \$ 950

**Mandated Programs – Federal and State** – None

**Revenue Generated** – None

**Equipment and Vehicles Assigned** – None

**City of Grandview ~ 2024 Expenditure Estimates**

<b>Description</b>	<b>2022 Actual</b>	<b>2023 Budget</b>	<b>2023 Projected</b>	<b>2024 Estimate</b>	<b>2024 Proposed</b>
<b>Current Expense Fund</b>					
<b>Executive Administration - Mayor/City Administrator</b>					
Regular Salaries & Wages	87,747.26	160,360	152,000	90,000	80,000
Longevity	3,619.63	3,300	3,600	0	0
Social Security	4,638.09	12,520	11,950	7,000	6,120
Retirement	8,188.66	12,790	13,480	8,910	7,630
Workman's Compensation	673.36	1,300	1,670	1,150	990
Medical/life Insurance	7,791.06	13,500	12,660	10,500	9,610
Family Medical Leave Premium	110.82	200	260	210	180
Office & Operating Supplies	282.99	650	350	600	600
Professional Services	0.00	17,500	17,500	0	0
Communications	2,124.67	2,600	2,600	2,600	2,600
Travel	258.31	700	700	700	700
Operating Rentals & Leases	60.00	300	60	60	60
Repairs & Maintenance	0.00	100	0	100	100
Miscellaneous	0.00	200	100	1,200	1,200
Misc. - Training Registration	0.00	100	0	100	100
<b>Total General Management</b>	<b>115,494.85</b>	<b>226,120</b>	<b>216,930</b>	<b>123,130</b>	<b>109,890</b>



**FUND:** CURRENT EXPENSE

**PROGRAM:** CLERK SERVICES

**PROGRAM STATEMENT**

The City Clerk is the custodian for all official records and legal documents of the City. This office is responsible for managing municipal codes, City-wide records management program, business licenses, serving as Secretary to the Volunteer Firefighters and Reserve Officers Board of Trustees, processing various actions of the City Council, preparing minutes, and assuring that all legal requirements are met.

**Staffing Level**

City Clerk .25 FTE

**Overview of Ongoing and Present Activities**

- Attend Council and other miscellaneous meetings and prepares agendas and minutes.
- Process Ordinances and Resolutions; record Deeds and Agreements.
- Maintain official records.
- Conduct City-wide records management systems.
- Provide follow-up to Council actions.
- Issuance and renewal of various licenses and permits.
- Administrative services for LEOFF1 Retirees and Volunteer Firefighters and Reserve Officers Board of Trustees.
- Manage Municipal Code supplement services.
- Respond to public information requests.

**Notable Changes in 2024** – None

**Mandated Programs – Federal and State** – RCW 35.21.180 requires the publication of all ordinances passed by the City Council.

**Revenue Generated**

Amusement Licenses & Permits	\$ 5,000 (incl. dance/arcade/solicitor/special event)
Business Licenses & Permits	\$40,000 (incl. home occupations/itinerant)
Non-Business Licenses & Permits	\$ 8,000 (incl. gun/yard sale/transient/sign)

**Equipment and Vehicles Assigned** – None

**City of Grandview ~ 2024 Expenditure Estimates**

<b>Description</b>	<b>2022 Actual</b>	<b>2023 Budget</b>	<b>2023 Projected</b>	<b>2024 Estimate</b>	<b>2024 Proposed</b>
<b>Current Expense Fund</b>					
<b>Records Services - City Clerk</b>					
Regular Salaries & Wages	30,745.26	30,500	30,500	32,000	31,230
Longevity	1,269.20	1,350	1,350	1,400	1,360
Social Security	2,468.23	2,420	2,420	2,550	2,500
Retirement	3,111.25	3,290	3,290	3,150	3,110
Workman's Compensation	57.47	80	80	80	80
Medical/life Insurance	4,679.75	4,850	4,500	4,850	4,810
Family Medical Leave Premium	75.87	190	90	90	90
Office & Operating Supplies	693.66	500	550	600	600
Advertising	42.06	0	0	0	0
Communications	1,616.01	1,300	1,480	1,500	1,500
Travel	413.98	500	0	500	500
Operating Rentals & Leases	60.00	100	60	60	60
Repairs & Maintenance	0.00	50	0	50	50
Miscellaneous	250.00	450	400	500	500
Misc. - Training Registration	0.00	500	0	500	500
<b>Total Clerk Services</b>	<b>45,482.74</b>	<b>46,080</b>	<b>44,720</b>	<b>47,830</b>	<b>46,890</b>

**FUND:** CURRENT EXPENSE

**PROGRAM:** ACCOUNTING SERVICES

**PROGRAM STATEMENT**

The Accounting Services program includes the City Treasurer's and Auditing departments. Responsibilities and functions include the following: Cash Management, Investment Operations, Banking Relationship Management, Accounting Operations to include Accounts Receivable and Accounts Payable, Financial Reporting, Debt Service Management, Internal Controls Oversight and Financial Systems Monitoring, Budget Preparation Support, Revenue Forecasting, Annual Independent Audit, Management and Support of the City Hall's computer network.

<b><u>Staffing Level</u></b> –	City Treasurer	.40 FTE
	Accounts Payable Clerk	.30
		.70 FTE

**Overview of Ongoing and Present Activities**

- Maintenance of the City's General Ledger.
- The City Treasurer serves as the custodian of City funds.
- Receipt and deposit monies paid to the City.
- Process vendor payments for goods and services.
- Manage the cash operations and investments of the City.
- Prepare monthly, quarterly and annual financial reports.
- Assist in annual budget preparation.
- Manage varied accounting systems to include Utility Billing, Fixed Assets and Equipment Rental and Replacement.
- Provide internal controls and audit functions in compliance with established accounting standards and audit recommendations.

**Notable Changes in 2024** – None

**Mandated Programs – Federal and State**

RCW 35.27.131 – Monthly Treasurer's Report

RCW 35.33.141 – Monthly Receipts and Expenditure Reports

RCW 35.27.220 – Quarterly Financial Reports and Funds in the Treasury

RCW 43.09.200 – Compliance w/ WA St. Auditor's Budgetary, Acctg. and Reporting System

RCW 39.44.210 – Annual Outstanding Debt Survey submitted to Dept. of CTED

Federal & State Statutes – Annual Street Report submitted to DOT/Secretary of Transportation

Federal – IRS – Arbitrage Rebate Regulations on City Issued Long Term Debt (Bonds)

Annual Financial Audit performed by the Washington State Auditor's Office

<b><u>Revenue Generated</u></b> –	Interest on Investments, All Funds:	\$ 409,600
	Returned Items (NSF Checks) Fees:	\$ 1,200

**Equipment and Vehicles Assigned** – City Hall Computer Network – File Server and Workstations; Shared use of XEROX WorkCentre 7855 color printer/copier/scanner; Shared use of XEROX WorkCentre 6400 color laser printer/copier/scanner, Miscellaneous Office Machines

**City of Grandview ~ 2024 Expenditure Estimates**

<b>Description</b>	<b>2022 Actual</b>	<b>2023 Budget</b>	<b>2023 Projected</b>	<b>2024 Estimate</b>	<b>2024 Proposed</b>
<b>Current Expense Fund</b>					
<b>Accounting Services - City Treasurer</b>					
Regular Salaries & Wages	58,531.67	65,600	65,000	71,600	71,250
Longevity	1,397.28	1,860	1,850	2,200	2,180
Social Security	4,638.22	5,200	5,120	5,650	5,620
Retirement	6,100.90	6,300	6,250	7,100	7,000
Workman's Compensation	109.79	200	150	220	220
Medical/life Insurance	12,548.89	13,500	13,200	13,900	13,900
Family Medical Leave Premium	95.34	100	120	160	160
Office & Operating Supplies	531.97	500	450	500	500
Professional Services	0.00	50	0	50	50
Advertising	33.62	100	75	100	100
Communications	952.79	1,000	1,000	1,000	1,000
Travel	0.00	400	0	400	400
Operating Rentals & Leases	60.00	100	60	60	60
Miscellaneous	40.00	50	50	50	50
Misc - Bank Service Fees	9,384.39	10,000	10,000	10,000	10,000
Registration - Training	128.04	400	0	400	400
State Tax on Utility Tax	47,327.48	45,000	47,000	47,500	47,500
Nsf Checks Remitted	7,740.45	11,000	8,500	8,500	8,500
<b>Total Operating Expenses</b>	<b>149,620.83</b>	<b>161,360</b>	<b>158,825</b>	<b>169,390</b>	<b>168,890</b>
<b>Auditing</b>					
Professional Services-S.A.O.	0.00	45,000	47,000	28,000	28,000
<b>Total Auditing</b>	<b>0.00</b>	<b>45,000</b>	<b>47,000</b>	<b>28,000</b>	<b>28,000</b>
<b>Total Accounting Services</b>	<b>149,620.83</b>	<b>206,360</b>	<b>205,825</b>	<b>197,390</b>	<b>196,890</b>

**FUND:** CURRENT EXPENSE

**PROGRAM:** RISK MANAGEMENT SERVICES

### **PROGRAM STATEMENT**

The City Clerk manages the Risk Management program which provides bonds and insurance for City activities, including auto physical damage, boiler and machinery, crime/fidelity, notary public, liability, and property insurance. This program also provides for the payment of medical costs for retired Police and Fire Department employees qualified under the provisions of RCW 41.26 Law Enforcement Officers' and Firefighters' (LEOFF) Plan 1 Retirement System

**Staffing Level** – None

#### **Overview of Ongoing and Present Activities**

- Oversees City-wide risk management programs.
  - Manages bonds and insurance for City activities, including auto physical damage, boiler and machinery, crime/fidelity, notary public, liability and property insurance.
  - Oversees payment of medical claims and provide medical insurance in accordance with the LEOFF Plan 1 Retirement System and the Yakima County Disability Board.
- Currently, the City has seven (7) LEOFF 1 retirees.

The City Clerk is the delegate to the Washington Cities Insurance Authority (WCIA) and the City Administrator serves as the alternate. The delegate works with WCIA to ensure all COMPACT requirements are met and the annual audit is completed.

**Notable Changes in 2024** – The City's liability assessment with WCIA increased from \$227,848 in 2023 to \$263,908 in 2024. The main reason for the rate increase was loss exposures and the changing insurance market in Washington State. The assessment formula was based on two factors: worker hours multiplied by the assessment rate. The assessment rate was determined by an actuarial review of the City's last five years loss history and successful completion of WCIA's COMPACT requirements. Property, auto physical damage, boiler and machinery, and crime/fidelity coverages were also provided by WCIA. The property rate would increase 25% from \$122,826 in 2023 to \$173,545 in 2024; auto physical damage rate would increase 25% from \$20,707 in 2023 to \$25,884 in 2024; boiler and machinery rate would increase 10% from \$4,384 in 2023 to \$4,822 in 2024; and crime/fidelity rate would increase 10% from \$587 in 2023 to \$645 in 2024.

#### **Mandated Programs – Federal and State**

All costs of provided medical benefits for qualified active and retired Police and Fire (LEOFF 1) employees under RCW 41.26 and Yakima County Disability Board.

**Revenue Generated** – None

**Equipment and Vehicles Assigned** – None

**City of Grandview ~ 2024 Expenditure Estimates**

<b>Description</b>	<b>2022 Actual</b>	<b>2023 Budget</b>	<b>2023 Projected</b>	<b>2024 Estimate</b>	<b>2024 Proposed</b>
<b>Current Expense Fund</b>					
<b>Risk Management Services</b>					
Leoff 1 Med Benefits - Police	52,437.93	60,000	53,000	60,000	60,000
Leoff 1 Med. Benefits - Fire	7,776.02	25,000	8,500	10,000	10,000
<b>Total Operating Expenses</b>	<b>60,213.95</b>	<b>85,000</b>	<b>61,500</b>	<b>70,000</b>	<b>70,000</b>
<b>Other Expenditures</b>					
Insurance - Leg.	139.16	190	180	220	220
Insurance - Court	139.16	190	180	220	220
Insurance - Exec.	1,302.52	1,740	1,730	2,020	2,020
Insurance - Treas.	2,026.15	2,700	2,710	3,140	3,140
Insurance - Clerk	868.35	1,160	1,160	1,350	1,350
Insurance - Attorney	139.16	190	180	220	220
Insurance - H.R.	868.35	1,160	1,160	1,350	1,350
Insurance - Gen. Fac.	4,244.49	3,560	5,460	6,670	6,670
Insurance - PD Admin	5,788.99	7,730	7,730	8,960	8,960
Insurance - PD Investigation	5,891.94	7,800	7,850	9,060	9,060
Insurance - PD Patrol	53,316.00	69,320	70,720	82,260	82,260
Insurance - Fire Administration	2,894.49	3,870	3,870	4,480	4,480
Insurance - Fire Suppression	7,037.42	13,410	8,840	14,140	14,140
Insurance - PD Corrections	139.16	190	180	220	220
Insurance - Code Enforcement	1,809.06	2,400	2,420	2,800	2,800
Insurance - PD Communications	14,472.47	19,320	19,320	22,380	22,380
Insurance - Animal Control	139.16	190	180	220	220
Insurance - Insp. & Permits	1,447.25	1,930	1,940	2,240	2,240
Insurance - Planning	925.40	1,240	1,230	1,440	1,440
Insurance - Economic Development	144.72	190	180	230	230
Insurance - Sr. Center	2,375.59	2,740	2,980	4,240	4,240
Insurance - Library	11,066.85	14,400	14,670	18,110	18,110
Insurance - PK Admin.	210.58	260	260	290	290
Insurance - Recreation	3,254.90	3,690	4,180	5,800	5,800
Insurance - Museum	2,462.87	2,800	3,110	3,900	3,900
Insurance - Community Center	3,388.66	4,090	4,320	5,800	5,800
Insurance - Aquatics	2,618.66	3,210	3,370	5,070	5,070
Insurance - PK Maint.	8,936.74	11,430	11,730	13,910	13,910
<b>Total Other Expenditure</b>	<b>138,048.25</b>	<b>181,100</b>	<b>181,840</b>	<b>220,740</b>	<b>220,740</b>
<b>Total Risk Management Services</b>	<b>198,262.20</b>	<b>266,100</b>	<b>243,340</b>	<b>290,740</b>	<b>290,740</b>



**FUND:** CURRENT EXPENSE

**PROGRAM:** LEGAL SERVICES

**PROGRAM STATEMENT**

The primary purpose of the City Attorney is to advise and support the Grandview City Council, City Administrator and City's operating Departments. The City Attorney provides legal opinions and reviews and prepares legal documents for the City Council and Staff.

**Staffing Level** – None (contract for services)

**Overview of Ongoing and Present Activities**

- Provides legal opinions and advice to City Council and Staff.
- Represents the City in other necessary legal proceedings.
- Assists the City in the response of public records requests.
- Provides labor services for union negotiations.
- Legal services provided by the law firm of Menke Jackson Beyer, LLP.

**Notable Changes in 2024** – The Public Works union contract expires December 31, 2024. Funds were appropriated to begin contract negotiation during 2024.

**Mandated Programs – Federal and State** – None

**Revenue Generated** – None

**Equipment and Vehicles Assigned** – None

**City of Grandview ~ 2024 Expenditure Estimates**

<b>Description</b>	<b>2022 Actual</b>	<b>2023 Budget</b>	<b>2023 Projected</b>	<b>2024 Estimate</b>	<b>2024 Proposed</b>
<b>Current Expense Fund</b>					
<b>Legal Services</b>					
City Attorney Services-General	48,000.00	54,000	54,000	54,000	54,000
City Attorney Services-Other	7,986.70	12,000	4,000	4,000	4,000
City Attorney - Labor Negotiations	59,498.47	25,000	2,050	10,000	10,000
Advertising	0.00	30	0	0	0
Communications	546.67	600	300	300	300
Operating Rentals & Leases	0.00	60	0	0	0
<b>Total Legal Services</b>	<b>116,031.84</b>	<b>91,690</b>	<b>60,350</b>	<b>68,300</b>	<b>68,300</b>

**FUND:** CURRENT EXPENSE

**PROGRAM:** HUMAN RESOURCE SERVICES

**PROGRAM STATEMENT**

This program manages the recruitment, selection, and retention of City employees; processes payroll, payroll adjustments, salary increases, and benefit programs; assists in the administration of various employee committees, programs, and policies related to Human Resources; and labor relations activities. The City Clerk serves as the Human Resource Assistant and as the Secretary/Chief Examiner for the Civil Service Commission.

**Staffing Level**

City Clerk .25 FTE

**Overview of Ongoing and Present Activities**

- Implement the recruitment and selection process. Place advertisement of openings, schedule testing, notification to applicants, and interviews.
- Conduct employee orientations and exit interviews.
- Coordinate random drug and alcohol tests, commercial driver's license program, labor & industries forms, and maintain related files.
- Plan, direct and administer City payroll, including pay adjustments/increases, employee benefits and employee health care benefits.
- Coordinate and administer human resource related programs and policies.

**Notable Changes in 2024** – None

**Mandated Programs – Federal and State**

- WA State Department of Transportation – commercial driver's license testing
- WA State Employment Security Department – unemployment claims
- WA State Department of Labor & Industries – worker compensation claims
- American with Disabilities Act
- Family & Medical Leave Act
- Whistleblower Act
- Equal Employment/Opportunity
- Civil Service
- Washington State Family Leave Act
- Military Family Leave Act
- Patient Protection and Affordable Care Act
- Washington State Paid Family Leave Law
- Paid Family and Medical Leave Program
- WA Cares Fund Program (long-term care coverage)

**Revenue Generated** – None

**Equipment and Vehicles Assigned** – None

**City of Grandview ~ 2024 Expenditure Estimates**

<b>Description</b>	<b>2022 Actual</b>	<b>2023 Budget</b>	<b>2023 Projected</b>	<b>2024 Estimate</b>	<b>2024 Proposed</b>
<b>Current Expense Fund</b>					
<b>Human Resource Services</b>					
Regular Salaries & Wages	30,615.20	30,500	30,500	32,000	31,230
Longevity	1,275.59	1,350	1,350	1,400	1,360
Social Security	2,483.91	2,420	2,420	2,550	2,500
Retirement	3,196.48	3,290	3,290	3,150	3,110
Workman's Compensation	68.05	80	80	80	80
Medical/life Insurance	4,733.59	4,850	4,500	4,850	4,810
Family Medical Leave Premium	51.77	190	90	90	90
Office & Operating Supplies	485.13	400	500	500	500
Employee Appreciation	64.71	0	0	500	500
Professional Services	17,697.10	12,300	14,000	15,000	15,000
Advertising	3,601.76	1,700	2,000	2,000	2,000
Communications	1,187.31	1,000	1,500	1,500	1,500
Travel	0.00	300	0	300	300
Operating Rentals & Leases	60.00	100	60	60	60
Miscellaneous	0.00	300	150	150	150
<b>Total Human Resoure Services</b>	<b>65,520.60</b>	<b>58,780</b>	<b>60,440</b>	<b>64,130</b>	<b>63,190</b>

**FUND:** CURRENT EXPENSE

**PROGRAM:** GENERAL FACILITIES SERVICES

**PROGRAM STATEMENT**

The City Clerk manages the General Facilities Services program for maintenance and improvements of City-owned buildings in the general fund.

**Staffing Level** – None

**Overview of Ongoing and Present Activities**

Maintenance and improvements for buildings managed by the General Fund departments, including City Hall and Alice Grant Learning Center.

**Notable Changes in 2024** – The City-owned building at 303 West Wine Country Road previously rented to the Grandview Chamber of Commerce will now be maintained by the Police Department as their training/fitness facility.

**Mandated Programs – Federal and State** – None

**Revenue Generated**

Inspire Development Center - Learning Center Lease	\$14,250
AT&T – Water Tower Lease	\$18,000
Verizon – Water Tower Lease	\$19,830
Alba Excavating Lease	\$23,200
Baker Commodities Lease	\$14,225

**Equipment and Vehicles Assigned** – None

**City of Grandview ~ 2024 Expenditure Estimates**

<b>Description</b>	<b>2022 Actual</b>	<b>2023 Budget</b>	<b>2023 Projected</b>	<b>2024 Estimate</b>	<b>2024 Proposed</b>
<b>Current Expense Fund</b>					
<b>General Facilities</b>					
Regular Salaries & Wages	2,431.75	2,000	2,200	2,500	2,500
Overtime	46.53	0	0	0	0
Social Security	188.93	150	170	170	170
Retirement	85.32	50	0	100	100
Workman's Compensation	123.59	100	125	125	125
Medical/life Insurance	391.20	0	0	400	400
Family Medical Leave Premium	3.99	10	5	5	5
Office & Operating Supplies	2,514.97	2,500	2,500	2,500	2,500
Small Tools & Minor Equipment	0.00	50	0	50	50
Professional Services	7,530.00	10,000	10,000	8,000	8,000
Advertising	0.00	50	0	50	50
Communications	2,237.64	2,500	2,500	2,700	2,700
Operating Rentals & Leases	60.00	100	60	60	60
Public Utility Services	11,419.51	12,000	14,000	15,000	15,000
Repairs & Maintenance	6,578.46	10,000	5,000	5,000	5,000
Miscellaneous	454.77	500	500	500	500
<b>Total General Facilities Services</b>	<b>34,066.66</b>	<b>40,010</b>	<b>37,060</b>	<b>37,160</b>	<b>37,160</b>



**FUND:** CURRENT EXPENSE

**PROGRAM:** POLICE ADMINISTRATION SERVICES

**PROGRAM STATEMENT**

For the purpose of providing professional management and administration of the Police Department, including accounting, budgeting, planning, organizing and directing the activities and resources to ensure the highest quality interaction, not only within the community served, but the entire justice system in our area. This program is to ensure that the values of a free society are maintained, and laws are enforced in a fair and impartial manner, recognizing both the statutory and judicial limitations of its authority and the constitutional rights of all persons.

<b><u>Staffing Level</u></b>	Police Chief	1.0
	Asst. Police Chief	1.0
	Administrative Clerk	<u>1.0</u>
		3.0 FTE

**Overview of Ongoing and Present Activities**

- Liaison between City Administrator and the Police Department.
- Oversee budget management.
- Hire and onboard new employees.
- Review and implement operational policy and procedures.
- Oversee first level supervisors.
- Oversee discipline process.
- Interact with community groups.
- Review and direct department goals and objectives.
- Maintain working relationships within the criminal justice system.
- Insure compliance with City policy and procedures.
- Insure compliance with state training requirements.
- Coordinate activities with other City departments.
- Evaluate needs and develop plans for future services.
- Review management and involvements in federal, state and local grants.
- Set standards and level of professionalism within the department
- Maintain preventative maintenance for the department fleet and facility.
- Direct and review the delivery of corrections services.
- Direct and review the delivery of communication services.

**Notable Changes in 2024** – None

**Mandated Programs – Federal and State**

- Manage contracting of jail operations.

**Revenue Generated** – None

**Equipment Assigned** - 2020 Ford Explorer (ER-205)  
2017 Chevrolet Tahoe (ER-271)

**City of Grandview ~ 2024 Expenditure Estimates**

<b>Description</b>	<b>2022 Actual</b>	<b>2023 Budget</b>	<b>2023 Projected</b>	<b>2024 Estimate</b>	<b>2024 Proposed</b>
<b>Current Expense Fund</b>					
<b>Police Administration Services</b>					
Regular Salaries & Wages	218,983.95	271,000	275,000	318,000	316,500
Overtime	5,272.73	3,000	3,200	3,000	3,000
Longevity	9,659.09	10,800	11,200	12,300	12,250
Social Security	18,047.54	22,600	22,000	25,500	25,380
Retirement	12,273.60	17,000	17,000	20,500	20,500
Workman's Compensation	5,530.87	7,000	5,800	7,500	7,500
Medical/life Insurance	36,540.24	48,500	48,500	61,000	61,000
Family Medical Leave Premium	379.17	500	650	750	750
Uniforms & Clothing	797.27	1,500	1,500	1,500	1,500
Office & Operating Supplies	1,221.72	2,000	1,900	2,000	2,000
Fuel Consumed	384.80	1,100	400	1,100	1,100
Small Tools & Minor Equipment	731.57	1,000	1,000	1,500	1,500
Advertising	1,614.69	2,000	2,000	2,000	2,000
Communications	1,664.16	2,000	1,900	2,000	2,000
Travel	2,971.35	1,300	1,250	1,800	1,800
Operating Rentals & Leases	18,960.00	19,700	19,800	19,800	19,800
Repairs & Maintenance	0.00	1,500	1,500	1,500	1,500
Miscellaneous	2,192.60	2,900	2,800	3,000	3,000
Miscellaneous - Training	941.58	1,300	1,200	1,300	1,300
<b>Total Police Administration</b>	<b>338,166.93</b>	<b>416,700</b>	<b>418,600</b>	<b>486,050</b>	<b>484,380</b>

**FUND:** CURRENT EXPENSE

**PROGRAM:** POLICE INVESTIGATIONS SERVICES

**PROGRAM STATEMENT**

Investigations provide follow-up criminal investigations for the community in support of the mission of the Police Department. This includes the investigation of crimes against persons and property and apprehending those involved in such crimes. Provide officer for active involvement in the LEAD Narcotics Task Force

**Staffing Level**

Police Detectives 3.0 (2 In-house, 1 LEAD Taskforce)

**Overview of Ongoing and present Activities**

- Investigate major crimes.
- Process crimes scenes and collect evidence.
- Interview suspects, witnesses and victims.
- Oversee case management.
- Monitor pawn slips.
- Evidence/Property retention and destruction/auction.
- Assist as needed with property room/Police warehouse.
- Testify in court.
- Maintain the special Investigations/Drug account.
- Assists with major narcotics cases/DEA task force investigations.
- Communicate with prosecutors on major cases.
- Maintain contact with victims of crime.
- Maintain all crime scene and photography supplies.
- Investigate gang activity.

**Notable Changes in 2024 –**

One Detective position will be unfilled for three months due to staffing shortages.

**Mandated Programs – Federal and State**

- State mandates on property/evidence management

**Revenue Generated** – None

**Equipment**

- 2003 Ford Expedition (CE, 203), 2015 Ford Expedition (CE, 215)
- Evidence Trailer

**City of Grandview ~ 2024 Expenditure Estimates**

<b>Description</b>	<b>2022 Actual</b>	<b>2023 Budget</b>	<b>2023 Projected</b>	<b>2024 Estimate</b>	<b>2024 Proposed</b>
<b>Current Expense Fund</b>					
<b>Police Investigation Services</b>					
Regular Salaries & Wages	242,027.16	200,000	181,000	253,000	253,000
Overtime	20,222.97	15,000	15,000	25,000	25,000
Overtime - LEAD	5,917.76	15,000	11,500	15,000	15,000
Longevity	3,989.67	6,500	6,300	7,500	7,500
Social Security	20,549.34	18,000	16,400	23,000	23,000
Retirement	10,520.79	11,000	11,000	16,000	16,000
Workman's Compensation	5,569.11	8,000	6,600	9,500	9,500
Medical/life Insurance	36,444.69	46,000	36,500	56,000	56,000
Family Medical Leave Premium	431.41	600	500	700	700
Uniforms & Clothing	838.85	1,500	1,000	1,500	1,500
Office & Operating Supplies	949.20	1,700	1,000	2,000	2,000
Evidence Room Supplies	1,401.91	1,500	1,400	1,500	1,500
Fuel Consumed	2,973.93	4,000	2,000	4,000	4,000
Small Tools & Minor Equipment	1,621.93	2,000	1,900	2,200	2,200
Professional Services	3,901.15	4,000	3,900	4,000	4,000
Communications	1,851.05	2,000	2,000	2,000	2,000
Travel	1,634.90	3,000	1,600	3,000	3,000
Operating Rentals & Leases	5,400.00	6,000	5,400	6,000	6,000
Repairs & Maintenance	3,856.53	4,000	3,500	4,000	4,000
Lighting Upgrade	1,303.20	1,400	0	1,400	1,400
Miscellaneous	1,930.34	2,000	1,900	2,200	2,200
Misc. - Training	680.35	2,200	1,200	2,200	2,200
Misc - Investigative Expenses	932.72	1,000	0	1,000	1,000
Special Investigations Unit - YVSIU	1,000.00	1,000	1,000	1,000	1,000
<b>Total Police Investigation</b>	<b>375,948.96</b>	<b>357,400</b>	<b>312,600</b>	<b>443,700</b>	<b>443,700</b>

**FUND:** CURRENT EXPENSE

**PROGRAM:** POLICE PATROL SERVICES

**PROGRAM STATEMENT**

Patrol Services provides for the daily, round the clock protection of the Citizens of Grandview. This program ensures that the streets and the neighborhoods are patrolled routinely as well as providing services as needed and requested by citizens of our community. The goal and mission of patrol is to keep the streets of Grandview safe and to make its citizens feel safe.

<b><u>Staffing Level</u></b>	Patrol Officers	6.0
	Patrol Sergeants	4.0
	School Officer	.9
	Total	10.9 FTE

**Overview of Ongoing and Present Activities**

- Provide a visible deterrent to crime.
- Respond to citizens request for service.
- Investigate criminal complaints.
- Testify in Federal, County, and Municipal courts.
- Arrest, transport, and book prisoners.
- Assist LEAD Task Force.
- Investigate traffic accidents and enforce traffic laws.
- Perform community policing functions and programs.
- Assist all other city departments.
- Assist all outside law enforcement agencies.
- Develops information on gang activity, and target repeat offenders.

The patrol division will continue to focus on the enforcement of quality of life crimes, which has proven to help deter criminal activity and has had a positive impact on the community.

**Notable Changes in 2024 –**

Professional Services increase for academy training costs	\$4,500
Capital Expenditures	
Patrol Vests	\$5,000
SWAT Equipment	\$5,000

**Mandated Programs – Federal and State**

- Washington State mandated arrest on Domestic Violence
- Enforcement of all Local, State and Federal Laws

**Revenue Generated** - See Municipal Court Services Program Statement  
50% Reimbursement from School District for School Resource Officer

**Equipment Assigned** – Patrol Fleet: 8 Take Home (CE;201, 202, 204, 216, 217, 252, 261, 281), 6 Assigned (CE; 213, 221, 222, 241, 242, 251), 1 Training Explorer (9999)

**City of Grandview ~ 2024 Expenditure Estimates**

<b>Description</b>	<b>2022 Actual</b>	<b>2023 Budget</b>	<b>2023 Projected</b>	<b>2024 Estimate</b>	<b>2024 Proposed</b>
<b>Current Expense Fund</b>					
<b>Police Patrol Services</b>					
Regular Salaries & Wages	940,912.44	1,001,500	1,012,000	1,010,000	958,000
Regular Salaries - Part Time	1,047.29	5,000	0	5,000	5,000
Overtime	390,134.06	310,000	310,000	300,000	300,000
Longevity	7,520.94	14,500	15,000	12,500	13,000
Social Security	94,362.45	105,000	102,500	102,000	97,700
Retirement	69,340.15	73,000	71,000	73,000	71,000
Workman's Compensation	37,457.56	40,000	40,000	40,000	38,000
Medical/life Insurance	193,246.77	208,000	200,000	227,000	215,000
Family Medical Leave Premium	2,458.31	3,500	3,300	3,500	3,500
Uniforms & Clothing	10,368.33	10,000	10,000	10,000	10,000
Office & Operating Supplies	20,822.07	24,000	22,000	24,500	24,500
Supplies to Fight Opioid Epidemic	0.00	12,960	12,960	0	0
Fuel Consumed	596.73	3,000	2,000	3,000	3,000
Small Tools & Minor Equipment	6,686.59	7,000	6,500	7,000	7,000
Dui/Impaired Driving Safety	1,528.30	1,500	1,500	1,500	1,500
Professional Services	7,014.54	7,000	4,000	11,500	11,500
Body Worn Camera Subscription	33,838.45	35,000	33,850	35,000	35,000
Communications	14,924.50	16,500	15,000	16,500	16,500
Travel	27,766.05	20,000	18,000	20,000	20,000
Operating Rentals & Leases	95,760.00	130,000	131,300	130,000	130,000
Repairs & Maintenance	5,037.33	8,500	8,500	8,500	8,500
Range Maintenance	1,054.33	4,100	4,000	4,500	4,500
Miscellaneous	5,968.92	6,000	5,500	6,000	6,000
Misc. - Training	14,915.92	15,000	14,500	15,000	15,000
EVOG Training	0.00	700	300	700	700
Training - WASPC Grant	0.00	10,000	10,000	0	0
<b>Total Operating Expenses</b>	<b>1,982,762.03</b>	<b>2,071,760</b>	<b>2,053,710</b>	<b>2,066,700</b>	<b>1,994,900</b>
<b>Capital Expenditures</b>					
Vests	0.00	5,000	5,000	5,000	5,000
SWAT Equipment	4,946.75	5,000	5,000	5,000	5,000
Flock Cameras	0.00	62,000	62,000	0	0
<b>Total Capital Expenditures</b>	<b>4,946.75</b>	<b>72,000</b>	<b>72,000</b>	<b>10,000</b>	<b>10,000</b>
<b>Total Police Patrol Services</b>	<b>1,987,708.78</b>	<b>2,143,760</b>	<b>2,125,710</b>	<b>2,076,700</b>	<b>2,004,900</b>

**FUND:** CURRENT EXPENSE

**PROGRAM:** POLICE COMMUNITY PROGRAMS

**PROGRAM STATEMENT**

This program utilizes all Departmental personnel when needed on a regular basis to organize, teach and/or lead in community Programs. This provides a positive and proactive approach to crime prevention within the City of Grandview.

**Staffing Level** School Resource Officer .10 FTE

**Overview of Ongoing and Present Activities**

- Community – Block watch programs
- Teach crime prevention programs to schools, civic groups, churches, etc.
- Provide presentations on gang activity
- Provide security for community functions
- Assist schools with student and parent presentations or information
- Place cameras in public areas as needed

**Notable Changes in 2024** – None

**Mandated Programs – Federal and State** - None

**Revenue Generated** - 50% Reimbursement from School District for School Resource Officer

**Equipment Assigned**

- Speed monitoring Trailer
- 1999 Dodge Pickup (CE, 9994)
- Live View cellular/internet camera (US Lines Pod)
- Live View cellular covert surveillance camera (Carseat Cam)

**City of Grandview ~ 2024 Expenditure Estimates**

<b>Description</b>	<b>2022 Actual</b>	<b>2023 Budget</b>	<b>2023 Projected</b>	<b>2024 Estimate</b>	<b>2024 Proposed</b>
<b>Current Expense Fund</b>					
<b>Police Community Programs</b>					
Regular Salaries & Wages	9,392.64	9,500	9,300	11,500	11,500
Overtime	2,802.11	3,000	3,000	4,000	4,000
Longevity	164.52	250	150	300	300
Social Security	937.72	1,000	950	1,220	1,220
Retirement	699.48	600	650	900	900
Workman's Compensation	350.93	400	350	400	400
Medical/life Insurance	1,816.98	2,000	1,800	2,100	2,100
Family Medical Leave Premium	19.89	50	30	50	50
Crime Prevention Supplies	3,069.87	3,500	3,500	4,000	4,000
Communications	960.42	2,200	1,000	2,500	2,500
<b>Total Police Community Services</b>	<b>20,214.56</b>	<b>22,500</b>	<b>20,730</b>	<b>26,970</b>	<b>26,970</b>



**FUND:** CURRENT EXPENSE

**PROGRAM:** POLICE CORRECTION SERVICES

**PROGRAM STATEMENT**

The purpose of this program is to provide and maintain secure custody of prisoners. The Grandview Jail facility will provide a safe environment for offenders to be temporarily housed until transport can be arranged to a contract facility.

**Staffing Level** – None

**Overview of Ongoing and Present Activities**

- Arrange care and custody of prisoners.
- Transport prisoners to and from a contract facility.
- Maintain a temporary housing facility.

**Notable Changes in 2024 –**

Increase in Professional Services (Jail Booking Fees)  
Anticipated return to Pre-Covid booking levels

**Mandated Programs – Federal and State**

- Comply with all Local, State and Federal Laws related to prisoner care

**Revenue Generated** - None

**Equipment Assigned** - None

**City of Grandview ~ 2024 Expenditure Estimates**

<b>Description</b>	<b>2022 Actual</b>	<b>2023 Budget</b>	<b>2023 Projected</b>	<b>2024 Estimate</b>	<b>2024 Proposed</b>
<b>Current Expense Fund</b>					
<b>Police Correction Services</b>					
Office & Operating Supplies	1,608.32	2,500	1,000	2,500	2,500
Professional Services	147,823.66	170,000	170,000	200,000	180,000
Communications	436.40	1,000	1,000	1,000	1,000
Repairs & Maintenance	909.26	4,500	2,000	4,500	4,500
Miscellaneous	7.56	1,000	1,000	1,000	1,000
<b>Total Police Correction Services</b>	<b>150,785.20</b>	<b>179,000</b>	<b>175,000</b>	<b>209,000</b>	<b>189,000</b>

**FUND:** CURRENT EXPENSE

**PROGRAM:** POLICE COMMUNICATIONS

**PROGRAM STATEMENT**

Police Communications provides security and integrity of all police records information coming into the department, both manual and automated. The program involves the dissemination of information requested by the department staff and others according to laws that govern such dissemination, all department clerical duties, and statistical activities. Dispatcher/Clerks are responsible for the basic duties of receiving, storing, transferring and destruction of criminal history information. They provide immediate and accurate radio communications to the patrol officers on duty in the city and to all outside criminal justice agencies, state and county, as well as receive calls from the public on all matters relating to the Police Department.

**Staffing Level** - Dispatcher/Clerks 5.0 FTE (+On-call Provisionals)

**Overview of Ongoing and Present Activities**

- Maintenance of an automated police record system.
- Provide timely statistical information for crime analysis.
- Answer incoming business telephone calls.
- Prepare monthly reports.
- Provide appropriate services to walk-in customers.
- Respond to mail requests for information.
- Provide reports and information to others within the criminal justice system.
- Conduct criminal history checks and other appropriate checks for department personnel.
- Keep current and proficient on all police records procedures & requirements.
- Maintain all jail and arrest records.
- Maintain all office and operations supplies, and materials.
- Take bail and bonds and assist in prisoner release.
- Witness searches of prisoners.
- Assist in packing and mailing responsibilities within the department.
- Maintain all communications/computer supplies.
- Operate radio communications equipment.

**Notable Changes in 2024 –**

Communications increases:

IT services	\$13,000
Yakima County IT services	\$3,600
LS Networks Internet service increase	\$3,600
Text recording program (\$2k setup, \$4k yearly fee)	\$6,000
Phone Recorder support	\$500

Capital Expenditure Items:

Computer Replacements (4 computers)	\$6,000
Call transfer equipment (\$4k, Voip recording equipment)	\$10,000

**Mandated Programs – Federal and State** - None

**Revenue Generated** - \$ 3,000

This division generates revenue from the following Sources: Fingerprinting, Weapons Permits, Booking Receipts/fees, Criminal History Record Checks, and Warrant Fees.

**Equipment Assigned**

one (1) Base Radio; one (1) Repeater; one (1) Digital Recording System; one (1) Server, Computer System; two (2) Fax and Copy Machines.

**City of Grandview ~ 2024 Expenditure Estimates**

<b>Description</b>	<b>2022 Actual</b>	<b>2023 Budget</b>	<b>2023 Projected</b>	<b>2024 Estimate</b>	<b>2024 Proposed</b>
<b>Current Expense Fund</b>					
<b>Police Communications Services</b>					
Regular Salaries & Wages	230,378.90	240,000	218,000	293,000	293,000
Regular Salaries - Part Time	233.88	4,500	1,000	5,000	5,000
Overtime	116,496.12	107,000	145,000	80,000	80,000
Longevity	1,119.56	3,100	3,000	3,200	3,200
Social Security	25,558.79	29,000	28,500	29,000	29,000
Retirement	34,208.36	37,000	34,500	37,500	37,500
Workman's Compensation	16,920.42	20,000	17,000	18,000	18,000
Medical/life Insurance	87,968.13	90,000	85,000	95,000	95,000
Family Medical Leave Premium	536.77	1,000	1,000	1,000	1,000
Unemployment Compensation	0.00	2,000	0	2,000	2,000
Uniforms & Clothing	1,597.22	2,500	2,200	2,500	2,500
Office & Operating Supplies	5,054.36	8,500	8,000	8,500	8,500
Professional Services	15,104.34	17,000	20,000	20,000	20,000
Communications	54,275.06	59,500	60,000	85,000	85,000
Off-Site Calls	0.00	3,000	0	3,000	1,000
Travel	297.39	4,000	1,000	4,000	4,000
Operating Rentals & Leases	8,677.89	3,400	4,500	4,500	4,500
Public Utility Services	20,784.16	17,500	22,000	23,000	23,000
Repairs & Maintenance	5,699.21	10,000	10,000	10,000	10,000
Miscellaneous	733.71	2,000	1,900	2,500	2,500
Copier Lease	0.00	4,100	4,100	4,100	4,100
<b>Total Operating Expenses</b>	<b>625,644.27</b>	<b>665,100</b>	<b>666,700</b>	<b>730,800</b>	<b>728,800</b>
<b>Capital Expenditures</b>					
Computers	5,005.80	5,500	5,500	6,000	6,000
Call Transfer Equipment	0.00	3,000	3,000	10,000	10,000
<b>Total Capital Expenditures</b>	<b>5,005.80</b>	<b>8,500</b>	<b>8,500</b>	<b>16,000</b>	<b>16,000</b>
<b>Total Police Communication Services</b>	<b>630,650.07</b>	<b>673,600</b>	<b>675,200</b>	<b>746,800</b>	<b>744,800</b>
<b>Reserve for Capital Replacement</b>	<b>0.00</b>	<b>20,000</b>	<b>20,000</b>	<b>20,000</b>	<b>20,000</b>
<b>Total Police Department</b>	<b>3,503,474.50</b>	<b>3,812,960</b>	<b>3,747,840</b>	<b>4,009,220</b>	<b>3,913,750</b>

**FUND:** CURRENT EXPENSE

**PROGRAM:** GRAFFITI REMOVAL

**PROGRAM STATEMENT**

This department is responsible for all graffiti nuisance clean-up problems within the City. The process is to clean, wash and/or paint City property as well as private property for the removal of graffiti. This program is under the supervision of the Public Works Department.

**Staffing Level**

- Maintenance Employee .20 FTE

**Overview of Ongoing and Present Activities**

Responsible for all graffiti clean-up which includes all private and public property.

**Notable Changes in 2024** – None

**Mandated Programs – Federal and State** - None

**Revenue Generated** – None

**Equipment and Vehicles Assigned** –

- Pick-up
- Portable paint sprayer
- Portable pressure washer

**City of Grandview ~ 2024 Expenditure Estimates**

<b>Description</b>	<b>2022 Actual</b>	<b>2023 Budget</b>	<b>2023 Projected</b>	<b>2024 Estimate</b>	<b>2024 Proposed</b>
<b>Current Expense Fund</b>					
<b>Graffiti Removal</b>					
Regular Salaries & Wages	765.84	1,600	1,000	1,600	1,600
Overtime	0.00	300	0	300	300
Social Security	58.45	150	80	150	150
Retirement	63.10	200	110	180	180
Workman's Compensation	30.87	60	30	60	60
Medical/life Insurance	133.57	540	250	270	270
Family Medical Leave Premium	1.23	5	10	10	10
Graffiti Removal Supplies	3,333.65	5,000	3,000	5,000	5,000
<b>Total Graffiti Removal</b>	<b>4,386.71</b>	<b>7,855</b>	<b>4,480</b>	<b>7,570</b>	<b>7,570</b>

**FUND:** CURRENT EXPENSE

**PROGRAM:** FIRE ADMINISTRATIVE SERVICES

**PROGRAM STATEMENT**

The purpose of this program is to provide professional management and administration of the Fire Department. This includes budgeting, accounting, planning, organizing and directing the activities and resources to insure the highest quality interaction within the community, as well as surrounding communities, in emergency and non-emergency situations.

**Staffing Level** - Fire Chief 1.0 FTE

**Overview of Ongoing and Present Activities**

- Liaison between City Administrator and the Fire Department
- Oversee budget management.
- Evaluate need for, implement and review operational policies and procedures.
- Develop and maintain programs that actively meet the recruitment and retention needs of the Department and develop and maintain training programs that meet the needs of the Volunteers to stay proficient in their areas of Professionalism.
- Interact with community groups.
- Set, review and direct Fire Department goals and objectives as identified by Mayor and City Council Vision 2021 guidelines and the City Administrator.
- Maintain working relationships with surrounding communities and jurisdictions.
- Insure compliance with City policies and procedures and State training requirements.
- Coordinate activities with other City Departments and Yakima County Fire District #5.
- Evaluate needs and develop plans to meet those future service needs.
- Review management and involvement in Federal, State and local grants.
- Set standards and level of professionalism within the Fire Department and hold all Volunteers accountable to those standards and levels.
- Maintain preventative maintenance for the Fire Department fleet and facilities.
- Coordinate needs with our facilities and equipment with Yakima County Fire District #5.
- Set staffing levels of Fire Department in conjunction with City Administrator, Mayor and City Council, and provide oversight to maintain said levels.

**Notable Changes in 2024**

- Salaries and associated line items are slightly increased to reflect possible changes by the City Council in 2023 as well as expected insurance cost increases.
- Communications line item is increased to reflect rise in record keeping costs.

**Mandated Programs – Federal and State**

Maintain compliance with Department of Labor and Industries Occupational Health & Safety Standards, Federal and State requirements for Blood borne and Airborne Pathogen control, and International Fire Code and applicable Washington Administrative Codes.

**Revenue Generated**

- Fees for reviewing sprinkler and alarm systems and copy fees (reports) – varies
- Fees for requesting copies of reports - varies

**Equipment Assigned** - 2021 Chevrolet Tahoe (Grandview 1)



**City of Grandview ~ 2024 Expenditure Estimates**

<b>Description</b>	<b>2022 Actual</b>	<b>2023 Budget</b>	<b>2023 Projected</b>	<b>2024 Estimate</b>	<b>2024 Proposed</b>
<b>Current Expense Fund</b>					
<b>Fire Administration Services</b>					
Regular Salaries & Wages	111,695.90	127,300	127,330	138,000	137,200
Longevity	3,909.22	4,380	4,380	4,750	4,710
Social Security	8,817.93	10,130	10,000	11,000	10,900
Retirement	6,179.99	6,430	6,900	7,800	7,600
Workman's Compensation	3,704.91	4,400	4,200	4,600	4,600
Medical/life Insurance	17,195.40	18,200	18,200	19,300	19,300
Family Medical Leave Premium	187.39	540	350	420	360
Uniforms & Clothing	849.79	900	900	900	900
Office & Operating Supplies	1,249.14	1,000	950	1,000	1,000
Public Education Supplies	2,747.38	2,650	2,650	2,700	2,700
Small Tools & Minor Equipment	288.73	2,000	1,200	2,000	2,000
Advertising	83.50	300	150	300	300
Communications	11,559.52	15,010	12,000	18,600	18,600
Travel	295.26	1,100	700	1,100	1,100
Operating Rentals & Leases	7,200.00	7,200	7,200	7,200	7,200
Miscellaneous	6,750.76	6,500	6,400	6,800	6,800
Misc - Training	285.07	600	300	600	600
Copier Lease	0.00	400	410	420	420
<b>Total Fire Administrative Services</b>	<b>182,999.89</b>	<b>209,040</b>	<b>204,220</b>	<b>227,490</b>	<b>226,290</b>

**FUND:** CURRENT EXPENSE

**PROGRAM:** FIRE SUPPRESSION SERVICES

**PROGRAM STATEMENT**

The purpose of the Fire Suppression Program is to prevent the loss of life and property from the ravages of fire, hazardous materials releases, accidents and other natural disasters by maintaining sufficient numbers of certified trained personnel available 24 hours a day and adequate apparatus with well-maintained equipment available for most types of emergency incidents.

<b><u>Staffing Level</u></b>	Fire Captains	.60 FTE
	Firefighters / Volunteers	12.00

**Overview of Ongoing and Present Activities**

- Respond to citizen requests for all fires, explosions, and hazardous materials releases to protect the life and property of all citizens and visitors.
- Investigate all suspicious and unknown caused fires.
- Work jointly with the Police Department on all criminal cases involving the fire dept.
- Investigate all smoke and burning complaints.
- Perform fire prevention activities.
- Conduct annual flow testing of one-fifth of fire hydrants to complete all 330+ fire hydrants in a five-year cycle and inspections of all fire hydrants annually.
- Annual testing of fire hoses, ladders, aerial ladder, pump testing fire engines and Self Contained Breathing Apparatus and compressor.
- Conduct annual Fire and Life Safety inspections of all businesses, schools, medical care facilities, and daycares as well as citizens that request home safety inspections.
- Conduct public education classes such as fire extinguisher operations and etc.
- Attend public functions as requested and appropriate.
- Perform cleaning and general maintenance to apparatus, equipment and the fire station.
- Collect and assemble data for hydrants, maps and pre-fire planning.
- Enter all incident data into our online "Emergency Reporting System" to maintain records and supply data for the Federal "National Fire Incident Reporting System."
- Conducts volunteer recruit training for new volunteer firefighters as needed.
- Coordinate and conduct ongoing training for all Volunteers.
- Track and maintain all training records of fire personnel.
- Assist other Fire Departments as requested and resources allow.
- Works with Washington State Survey and Rating Bureau to maintain our current ISO fire rating of a "5".

**Notable Changes in 2024**

- Salaries and associated line items are increased to reflect step increases by the Captain, possible changes by the City Council in 2023 as well as expected insurance cost increases.
- Volunteer Compensation has been increased to cover the cost of providing the Volunteers a raise. Boosting the base pay rate from \$11 per hour to \$14 per hour and increasing the associated pay brackets the same. The last pay raise was in January 2019.

- Communication line item has been increased to cover increase in Dispatching fees. There is an anticipated \$1.94 per call dispatch fee increase and the numbers of calls has increased as well. Dispatch fees are split between Fire Suppression (25%) and EMS (75%).
- Public Utilities line item has been increased to cover the expected increase in utility rates.

#### **Mandated Programs – Federal and State**

- Compliance with Department of Labor and Industries Occupational Health & Safety Standards
- Compliance with the National Fire Incident Reporting System to compile and submit data for all incidents the Fire Department responds to.
- Mandatory annual flow and pressure testing of all apparatus pumps.
- Mandatory annual testing of all fire hose.
- Mandatory annual testing of all ladders.
- Mandatory annual flow testing of SCBA's, hydro-testing of bottles every 5 years and replacement of complete pack and bottles every 15 years.
- Mandatory annual testing of aerial ladders with extended testing every 5 years.

#### **Revenue Generated**

Intergovernmental Charges for Services	\$6,000
Equipment Rental (State Mobilization)	Varies

#### **Equipment Assigned**

- 2018 KME Fire Engine (Grandview Engine 71)
- 1995 E-One Fire Engine (Grandview Reserve Engine 71)
- 1999 American La France Aerial (Grandview Truck 71)
- 2004 American La France Fire Engine (Grandview Engine 70)
- 2010 E-One Fire Engine (214)
- 2005 Ford Expedition (Grandview 6 / Training / General Budget)
- 2009 Chevrolet Tahoe (Grandview 3 / Duty Officer / Equipment Rental)
- 2009 Chevrolet Tahoe (Grandview 4 / EMS Officer / General Budget)
- 28 Self Contained Breathing Apparatus (6 units 2018 / 22 units 2020 / Equipment Rental)

**City of Grandview ~ 2024 Expenditure Estimates**

<b>Description</b>	<b>2022 Actual</b>	<b>2023 Budget</b>	<b>2023 Projected</b>	<b>2024 Estimate</b>	<b>2024 Proposed</b>
<b>Current Expense Fund</b>					
<b>Fire Suppression Services</b>					
Regular Salaries & Wages	56,489.97	52,500	52,500	83,300	56,400
Volunteer Compensation	55,508.75	50,500	54,000	55,000	55,000
Overtime	13,770.44	14,100	13,000	19,200	14,100
Longevity	847.58	840	800	850	850
Social Security	6,369.13	6,700	6,600	12,240	6,800
Retirement	3,808.52	3,600	3,500	5,560	3,800
Workman's Compensation	3,215.08	3,200	3,100	5,300	3,160
Medical/life Insurance	13,017.49	11,700	11,600	20,350	12,180
Family Medical Leave Premium	204.66	370	280	420	300
Uniforms & Clothing	11,585.75	13,650	12,000	13,650	13,650
Pension And Disability Payment	1,530.00	2,700	2,000	2,700	2,700
Office & Operating Supplies	1,630.87	3,000	2,200	3,000	3,000
Fuel Consumed	7,756.86	6,300	7,800	8,000	8,000
Small Tools & Minor Equipment	8,477.13	9,500	8,500	9,500	9,500
Professional Services	4,574.29	5,600	6,100	6,200	6,200
Communications	8,755.68	11,900	11,400	13,100	13,100
Travel	0.00	2,000	600	2,000	2,000
Operating Rentals & Leases	57,777.00	58,000	58,000	58,000	58,000
Repairs & Maintenance	8,174.43	8,000	8,500	8,000	8,000
Miscellaneous	1,314.39	2,000	1,600	2,000	2,000
Misc - Training	2,766.97	3,000	2,800	3,000	3,000
<b>Total Operating Expenses</b>	<b>267,574.99</b>	<b>269,160</b>	<b>266,880</b>	<b>331,370</b>	<b>281,740</b>

**City of Grandview ~ 2024 Expenditure Estimates**

<b>Description</b>	<b>2022 Actual</b>	<b>2023 Budget</b>	<b>2023 Projected</b>	<b>2024 Estimate</b>	<b>2024 Proposed</b>
<b>Current Expense Fund</b>					
<b>Fire Suppression Services</b>					
<b>Facilities</b>					
Office & Operating Supplies	437.46	600	500	600	600
Supplies For Repairs	768.88	3,000	1,000	3,000	3,000
Small Tools & Minor Equipment	300.14	600	450	600	600
Professional Services	1,936.23	2,900	2,900	3,400	3,400
Public Utility Services	14,244.61	19,200	16,500	20,900	20,900
Repairs & Maintenance	28,576.98	27,000	20,500	27,000	27,000
<b>Total Facilities</b>	<b>46,264.30</b>	<b>53,300</b>	<b>41,850</b>	<b>55,500</b>	<b>55,500</b>
<b>Long Term Debt</b>					
Debt Service - Fire Truck - Principal	19,202.30	19,860	19,860	20,540	20,540
Debt Service - Fire Truck - Interest	16,305.70	15,650	15,650	14,970	14,970
<b>Total Long Term Debt</b>	<b>35,508.00</b>	<b>35,510</b>	<b>35,510</b>	<b>35,510</b>	<b>35,510</b>
<b>Capital Expenditures</b>					
SCBA Compressor	18,417.42	0	0	0	0
<b>Total Capital Expenditures</b>	<b>18,417.42</b>	<b>0</b>	<b>0</b>	<b>0</b>	<b>0</b>
<b>Total Fire Suppression Services</b>	<b>367,764.71</b>	<b>357,970</b>	<b>344,240</b>	<b>422,380</b>	<b>372,750</b>
<b>Total Fire Department</b>	<b>550,764.60</b>	<b>567,010</b>	<b>548,460</b>	<b>649,870</b>	<b>599,040</b>

**FUND:** CURRENT EXPENSE

**PROGRAM:** CODE ENFORCEMENT SERVICES

**PROGRAM STATEMENT**

The responsibility of this program is to enforce all City of Grandview ordinances pertaining to building, plumbing, and mechanical codes, uniform housing code, mobile homes, zoning, fire/life safety inspections, home occupation licenses, and the issuing of building permits. This program also enforces clean city ordinances pertaining to weed abatement and the codes pertaining to overcrowding and unsanitary living conditions.

**Staffing Level**

- |                             |             |
|-----------------------------|-------------|
| • Code Enforcement Officer  | .600        |
| • Public Works Office Clerk | <u>.025</u> |
|                             | .625 FTE    |

**Overview of Ongoing and Present Activities –**

Receive and handle nuisance complaints (e.g., weed abatement, unsafe conditions, etc.)

**Notable Changes in 2024** - None

**Mandated Programs – Federal and State**

- Administration of the International Codes as amended by the State, including the Residential, Building, Mechanical, Fire and Uniform Plumbing Codes.
- State Energy Code
- Ventilation and Indoor Air Quality Code
- Barrier-Free Facilities Code
- International Property Maintenance Code (IPMC)

**Revenue Generated** – None

**Equipment and Vehicles Assigned** – 2012 Ford Escape

**City of Grandview ~ 2024 Expenditure Estimates**

<b>Description</b>	<b>2022 Actual</b>	<b>2023 Budget</b>	<b>2023 Projected</b>	<b>2024 Estimate</b>	<b>2024 Proposed</b>
<b>Current Expense Fund</b>					
<b>Code Enforcement Services</b>					
Regular Salaries & Wages	21,950.59	47,000	44,000	48,000	48,000
Wages - Administration	1,326.95	1,400	1,250	1,400	1,400
Overtime	212.12	1,950	1,800	950	950
Longevity	591.27	800	650	800	800
Social Security	1,888.90	3,950	3,650	3,920	3,920
Retirement	2,435.01	5,240	5,000	5,200	5,200
Workman's Compensation	515.06	1,290	1,230	1,430	1,430
Medical/life Insurance	5,951.24	15,540	11,800	12,630	12,630
Family Medical Leave Premium	39.72	80	80	110	110
Uniforms & Clothing	477.45	500	250	500	500
Office & Operating Supplies	515.61	1,200	1,000	1,200	1,200
Small Tools & Minor Equipment	0.00	200	0	200	200
Professional Services	1,979.22	2,800	2,700	3,000	3,000
Advertising	0.00	100	0	100	100
Communications	1,853.83	2,000	1,500	2,000	2,000
Travel	0.00	200	0	200	200
Operating Rentals & Leases	1,461.00	1,700	1,300	1,700	1,700
Public Utility Services	557.11	800	600	800	800
Repairs & Maintenance	491.25	600	300	600	600
Miscellaneous-Abatement	0.00	1,000	100	1,000	1,000
Misc - Training	0.00	200	0	200	200
<b>Total Code Enforcement Services</b>	<b>42,246.33</b>	<b>88,550</b>	<b>77,210</b>	<b>85,940</b>	<b>85,940</b>

**FUND:** CURRENT EXPENSE

**PROGRAM:** ANIMAL CONTROL SERVICES

**PROGRAM STATEMENT**

The Animal Control Service has the responsibility to handle all animal-related problems in the City. They respond to and control animals running at large, as well as enforcement of all animal control ordinances and ensuring that citizens are in compliance with all laws and ordinances. They also promote public safety and education on understanding the responsibilities of pet ownership. They also provide adoption programs for animals.

**Staffing Level** – Contracted with the City of Sunnyside

**Overview of Ongoing and Present Activities**

- Respond to animal complaints
- Capture of neglected and/or abused animals.
- Enforcement of animal control ordinances.
- Provide information on animal control issues to the public & the department.
- Monitor animal quarantines and disposals.
- Maintain proficiency on animal related matters.
- Animal adoption program
- Licensing of all dogs within City limits

**Notable Changes in 2024** – Yakima Humane Society cancelled patrol operations in 2023. Grandview will contract for services with the city of Sunnyside for part-time animal control services. Actual 2023 rates have not currently been finalized.

2023 basic rate is budgeted at \$35,000.

2024 is budgeted at \$40,000.

**Mandated Programs – Federal and State** – None

**Revenue Generated**

Animal Licenses     \$3,000

**Equipment Assigned** -None



**City of Grandview ~ 2024 Expenditure Estimates**

<b>Description</b>	<b>2022 Actual</b>	<b>2023 Budget</b>	<b>2023 Projected</b>	<b>2024 Estimate</b>	<b>2024 Proposed</b>
<b>Current Expense Fund</b>					
<b>Animal Control Services</b>					
Office & Operating Supplies	843.84	1,200	600	2,000	2,000
Professional Services	31,584.00	40,000	38,000	45,000	40,000
Advertising	0.00	50	0	50	50
Communications	109.04	200	200	500	500
Operating Rentals & Leases	0.00	200	0	0	0
<b>Total Animal Control Services</b>	<b>32,536.88</b>	<b>41,650</b>	<b>38,800</b>	<b>47,550</b>	<b>42,550</b>

**FUND:** CURRENT EXPENSE

**PROGRAM:** SENIOR CITIZEN SERVICES

**PROGRAM STATEMENT**

The Parks and Recreation Department offers a comprehensive menu of programs and activities for the benefit of area senior citizens at the Grandview Community Center. The department also builds partnerships and engages in networking to maximize program benefits.

**Staffing Level** Parks and Recreation Director .10 FTE

**Overview of Ongoing and Present Activities**

- Oversee operation and implementation of programs.
- Secure and set-up facility for lunch program, rentals, and special events.
- Coordinate special Holiday Events.
- Order program and event supplies for facility.
- Prepare monthly activity calendar.
- Attend Senior Citizen Club monthly meetings.
- Promote facility and programs through banners, flyers, and press releases.
- Work with seniors on fundraising events.
- Manage departmental budget.
- Partner with the Senior Network to offer quarterly events.

**Notable Changes in 2024** – None

**Mandated Programs – Federal and State**

- Health requirements for kitchen duty.

**Revenue Generated** –

People for People Program Agreement: \$6,000

**Equipment and Vehicles Assigned** – N/A

**City of Grandview ~ 2024 Expenditure Estimates**

<b>Description</b>	<b>2022 Actual</b>	<b>2023 Budget</b>	<b>2023 Projected</b>	<b>2024 Estimate</b>	<b>2024 Proposed</b>
<b>Current Expense Fund</b>					
<b>Senior Citizen Services</b>					
Regular Salaries & Wages	9,434.76	9,750	9,720	10,080	10,010
Overtime	138.10	0	0	0	0
Longevity	408.70	440	430	460	450
Social Security	771.27	810	780	810	800
Retirement	996.06	1,060	1,030	1,100	1,100
Workman's Compensation	167.98	200	180	200	200
Medical/life Insurance	1,832.30	1,950	1,920	2,040	2,040
Family Medical Leave Premium	16.27	50	30	40	40
Office & Operating Supplies	284.60	700	600	800	800
<b>Total Senior Citizen Services</b>	<b>14,050.04</b>	<b>14,960</b>	<b>14,690</b>	<b>15,530</b>	<b>15,440</b>

**FUND:** CURRENT EXPENSE

**PROGRAM:** PLANNING & COMMUNITY DEVELOPMENT SERVICES

**PROGRAM STATEMENT**

This program covers expenditures for the Planning Commission, Hearing Examiner and the contract Planner.

**Staffing Level** City Clerk .25 FTE

**Overview of Ongoing and Present Activities**

The Yakima Valley Conference of Governments (YVCOG) provides staff liaison services to City staff, Planning Commission and Hearing Examiner.

The City Clerk, along with YVCOG, administers zoning ordinance and related land use codes, reviews appeals, land use applications, and conducts annual review of the Grandview Comprehensive Plan.

The Public Works Director reviews and approves short plat applications and assists developers with design of subdivision, multi-family housing developments within the city and provides technical assistance to developers of property within the Urban Growth Area (UGA) to ensure compliance with City development standards.

Inquiries, applications and proposals are initially fielded by the City Clerk.

**Notable Changes in 2024** – None

**Mandated Programs – Federal and State**

- State statutory requirements for administration of current planning.
- State statutory requirements for Growth Management Act (GMA) long-range community development planning.
- State statutory requirements for Shoreline Master Plan.

**Revenue Generated**

Fees for Permits and Applications \$10,000

**Equipment and Vehicles Assigned** – None

**City of Grandview ~ 2024 Expenditure Estimates**

<b>Description</b>	<b>2022 Actual</b>	<b>2023 Budget</b>	<b>2023 Projected</b>	<b>2024 Estimate</b>	<b>2024 Proposed</b>
<b>Current Expense Fund</b>					
<b>Planning &amp; Community Development Services</b>					
Regular Salaries & Wages	27,071.92	30,500	30,500	32,000	31,230
Longevity	1,275.59	1,350	1,350	1,400	1,360
Social Security	2,187.78	2,420	2,420	2,550	2,500
Retirement	2,833.34	3,290	3,290	3,150	3,110
Workman's Compensation	58.40	80	80	80	80
Medical Insurance	4,080.24	4,850	4,500	4,850	4,810
Family Medical Leave Premium	45.88	190	90	90	90
Office & Operating Supplies	190.67	500	400	500	500
Professional Services	35,814.46	30,000	30,000	30,000	30,000
Advertising	1,503.94	2,000	1,500	2,000	2,000
Communications	1,391.61	1,500	1,500	1,500	1,500
Travel	25.74	500	0	500	500
Operating Rentals & Leases	0.00	50	0	50	50
Miscellaneous	567.00	500	400	500	500
<b>Total Planning &amp; Community Services</b>	<b>77,046.57</b>	<b>77,730</b>	<b>76,030</b>	<b>79,170</b>	<b>78,230</b>

**FUND:** CURRENT EXPENSE

**PROGRAM:** ECONOMIC DEVELOPMENT SERVICES

**PROGRAM STATEMENT**

This program provides staff and financial support for the City's role in promoting the retention and expansion of employment opportunities and enhancing the economic health of the community.

**Staffing Level**

- City Administrator .10 FTE

**Overview of Ongoing and Present Activities**

- Respond to inquiries and provide appropriate information
- Work with Port of Grandview, Yakima County Development Association, and Chamber of Commerce.

**Notable Changes in 2024**

YCDA increased their annual dues by \$4,000.

- YCDA Dues \$ 14,000

**Mandated Programs – Federal and State** – None

**Revenue Generated** – None

**Equipment and Vehicles Assigned** – None

**City of Grandview ~ 2024 Expenditure Estimates**

<b>Description</b>	<b>2022 Actual</b>	<b>2023 Budget</b>	<b>2023 Projected</b>	<b>2024 Estimate</b>	<b>2024 Proposed</b>
<b>Current Expense Fund</b>					
<b>Economic Development Services</b>					
Regular Salaries & Wages	8,928.32	14,650	15,500	15,600	15,600
Longevity	391.63	400	400	0	0
Social Security	591.25	1,160	1,220	1,200	1,200
Retirement	931.08	1,570	1,590	1,500	1,500
Workman's Compensation	82.32	160	150	200	200
Medical/life Insurance	858.30	1,920	900	2,030	2,030
Family Medical Leave Premium	11.06	30	30	40	40
Office & Operating Supplies	843.04	1,000	1,300	1,000	1,000
Professional Services	0.00	500	0	500	500
Advertising	2,618.99	5,000	4,500	5,000	5,000
Economic Development Prof Svcs	16,856.13	13,500	5,000	10,000	10,000
Communications	523.62	1,000	600	800	800
Travel	155.78	4,000	1,000	4,000	4,000
Operating Rentals & Leases	0.00	100	0	100	100
Miscellaneous	341.00	2,000	1,000	2,000	2,000
Misc - Y.C.D.A.	10,000.00	10,500	10,000	14,500	14,500
<b>Total Economic Development Services</b>	<b>43,132.52</b>	<b>57,490</b>	<b>43,190</b>	<b>58,470</b>	<b>58,470</b>

**FUND:** CURRENT EXPENSE

**PROGRAM:** INSPECTION AND PERMITS

**PROGRAM STATEMENT**

The responsibility of this department is to enforce all City of Grandview ordinances pertaining to building, plumbing, and mechanical codes, uniform housing code, mobile homes, zoning, fire/life safety inspections, home occupation licenses, and the issuing of building permits. This department also enforces clean city ordinances pertaining to weed abatement and the codes pertaining to overcrowding and unsanitary living conditions.

**Staffing Level –**

• Building Official/Code Enforcement Officer	1.00
• Public Works Office Clerk	0.10
• Building Inspection Support	<u>0.20</u>
	1.30 FTE

**Overview of Ongoing and Present Activities**

This program is responsible for all building, energy, mechanical and plumbing code enforcement for the City. Provide uniform and coordination permitting and follow-up inspection services. Remain current on the cost of construction, labor and materials.

**Notable Changes in 2024**

• Funds for Contracting Out Plan Reviews	\$10,000
--	----------

**Mandated Programs – Federal and State**

- Administration of the International Codes as amended by the State, including the Residential, Building, Mechanical, Fire and Uniform Plumbing Codes.
- State Energy Code
- Ventilation and Indoor Air Quality Code
- Barrier-free Facilities Code
- International Property Maintenance Code (IPMC)

**Revenue Generated –**

- Building Permits	\$180,000
- Plan Review Fees	<u>\$ 30,000</u>
Total	\$210,000

**Equipment and Vehicles Assigned** – 2012 Ford Escape



**City of Grandview ~ 2024 Expenditure Estimates**

<b>Description</b>	<b>2022 Actual</b>	<b>2023 Budget</b>	<b>2023 Projected</b>	<b>2024 Estimate</b>	<b>2024 Proposed</b>
<b>Current Expense Fund</b>					
<b>Inspection &amp; Permitting Services</b>					
Regular Salaries & Wages	44,741.60	48,000	36,000	75,000	75,000
Wages - Administration	5,308.75	5,600	5,500	5,800	5,800
Overtime	438.59	1,500	1,200	1,500	1,500
Longevity	593.28	630	650	650	650
Social Security	3,941.78	5,030	3,400	6,350	6,350
Retirement	5,236.92	6,830	4,590	7,910	7,910
Workman's Compensation	1,141.51	1,930	1,300	2,320	2,320
Medical/life Insurance	14,511.06	17,300	12,330	13,190	13,190
Family Medical Leave Premium	81.20	110	100	180	180
Uniforms & Clothing	477.46	400	250	400	400
Office & Operating Supplies	738.92	1,400	1,500	1,400	1,400
Small Tools & Minor Equipment	0.00	150	0	150	150
Professional Services	7,397.81	22,000	28,000	15,000	15,000
Advertising	32.78	100	0	100	100
Communications	531.86	600	600	800	800
Travel	0.00	600	0	600	600
Operating Rentals & Leases	1,464.00	2,000	1,300	2,000	2,000
Public Utility Services	463.09	1,000	500	1,000	1,000
Repairs & Maintenance	491.25	500	400	500	500
Miscellaneous	1,228.00	1,000	100	1,000	1,000
Miscellaneous - Training	0.00	500	0	500	500
<b>Total Inspection &amp; Permitting Services</b>	<b>88,819.86</b>	<b>117,180</b>	<b>97,720</b>	<b>136,350</b>	<b>136,350</b>

**FUND:** CURRENT EXPENSE

**PROGRAM:** LIBRARY SERVICES

**PROGRAM STATEMENT**

Grandview Library serves Grandview residents, YVC students, staff and faculty and other individuals in the area by acquiring, organizing, providing and promoting informational, educational, cultural and recreational materials in a variety of formats.

**Staffing Level**

Library Director	1.00	Library Page	.35
Assistant Librarian	1.00	Library Page	<u>.35</u>
Library Aide	.50		3.20 FTE

**Overview of Ongoing and Present Activities**

- Purchase, prepare and maintain books, periodicals, audio-visual materials and online resources, including e-books, e-audios.
- Provide information services and research assistance.
- Provide public access to the internet, word processing, e-reading materials, periodical database and other computer programs and assist in training patrons in their use.
- Provide reader's advisory and plan activities to promote literacy and library usage.
- Participate in civic organizations, school, college, library and city sponsored programs that promote awareness of library services.
- Interact with college personnel regarding building, IT, network and library needs.
- Interact with college students, staff and faculty regarding academic materials.
- Maintain automated library system for accuracy in bibliographic and patron information.

**Notable Changes in 2024**

- Federal funding has decreased for the OCLC bibliographic database and the e-books/e-audio subscription which makes our costs increase.
- YVC continues to contribute to our cost for the OCLC bibliographic database.
- Depend on Friends of Grandview Library to pay for four newspaper subscriptions.
- Revenue is not consistent year to year

**Mandated Programs – Federal and State** – Annual statistical report to qualify for state and federal assistance.

**Revenue Generated**

\$1,500 Library Photocopies  
\$2,400 Library Use Fees  
\$5,000 Library Contributions/Fundraising  
\$1,300 Library Contributions/Friends of the Library

**Equipment and Vehicles Assigned** – None

**City of Grandview ~ 2024 Expenditure Estimates**

<b>Description</b>	<b>2022 Actual</b>	<b>2023 Budget</b>	<b>2023 Projected</b>	<b>2024 Estimate</b>	<b>2024 Proposed</b>
<b>Current Expense Fund</b>					
<b>Library Services</b>					
Regular Salaries & Wages	98,318.45	104,500	102,000	109,000	112,960
Regular Wages - Part Time	32,743.61	37,500	29,710	42,750	31,100
Overtime	224.41	0	0	0	0
Longevity	1,064.43	0	0	0	0
Social Security	10,277.61	12,600	10,100	11,700	11,030
Retirement	11,072.88	13,500	10,990	12,680	13,730
Workman's Compensation	712.77	850	940	1,000	1,220
Medical/life Insurance	33,366.84	39,000	39,360	38,730	38,830
Family Medical Leave Premium	215.91	220	300	440	400
Unemployment Compensation	0.00	10,000	10,000	0	0
Office & Operating Supplies	2,224.20	9,000	9,000	10,000	6,000
Professional Services	17,454.86	12,000	12,000	9,000	9,000
Advertising	0.00	550	500	500	500
Communications	272.10	300	300	300	300
Travel	585.64	500	500	1,500	1,000
Miscellaneous	0.00	50	50	500	500
<b>Total Operating Expenses</b>	<b>208,533.71</b>	<b>240,570</b>	<b>225,750</b>	<b>238,100</b>	<b>226,570</b>
<b>Capital Expenditures</b>					
Books	9,267.05	14,700	12,700	16,000	16,000
Periodicals	473.83	500	500	300	300
Other Media	2,188.46	1,800	1,800	1,500	1,500
Online Databases	2,472.43	7,800	7,620	15,000	15,000
e-media, e-books & e-audio	7,183.37	0	0	3,000	3,000
<b>Total Capital Expenditures</b>	<b>21,585.14</b>	<b>24,800</b>	<b>22,620</b>	<b>35,800</b>	<b>35,800</b>
<b>Redemption Of Long-Term Debt</b>					
Debt Service - St. Loan - Principal	30,000.00	35,000	35,000	35,000	35,000
Debt Service - St. Loan - Interest	19,382.69	17,000	17,000	15,250	15,250
<b>Total Debt Service</b>	<b>49,382.69</b>	<b>52,000</b>	<b>52,000</b>	<b>50,250</b>	<b>50,250</b>
<b>Total Library Services</b>	<b>279,501.54</b>	<b>317,370</b>	<b>300,370</b>	<b>324,150</b>	<b>312,620</b>

**FUND:** CURRENT EXPENSE

**PROGRAM:** RECREATION SERVICES

**PROGRAM STATEMENT**

The goal of the department is to provide quality, safe and comprehensive recreation programs to enhance the quality of life for our patrons. We strive to offer innovative activities to reflect the needs of our diverse community. We embrace partnerships and volunteers that help enhance the quality of life for our community.

<b><u>Staffing Level</u></b>	Parks and Recreation Director	.80
	Part-Time Help	<u>.60</u>
		1.40 FTE

**Overview of Ongoing and Present Activities**

- Recruit and supervise recreation and volunteer staff.
- Manage departmental budget and United Way Community Fund.
- Attend meetings and prepare minutes/agendas for respective committees.
- Prepare correspondence, administer contracts, research materials, and maintain pertinent records for department files
- Manage timesheets and monitor employee volunteer L & I hours.
- Maintain true and accurate accounting of recreation fees collected.
- Conduct registration for special events, programs, classes, etc.
- Provide P.R. for all events; compile flyers and offer support to website updates.
- Host special events and programs, including set-up and clean-up of those events.
- Instruct specialty classes/camps and offer programs for the disabled.
- Coordinate/organize Frenzy Friday, Youth Drop-in Program, Fitness/Dance Courses and other recreational programming; plus special events.
- Process permit forms for park reservations and communicate and coordinate with other city departments.
- Solicit sponsorships and head fundraising efforts to keep recreation fees at a minimum.
- Order and maintain recreation and administrative supplies as needed.

**Notable Changes in 2024** – None

**Mandated Programs – Federal and State** – None

<b><u>Revenue Generated</u></b> -	United Way Contributions:	\$ 3,500
	Recreation Fees:	\$ 4,000
	School District Programs (incl. Frenzy Friday)	<u>\$ 18,500</u>
		\$ 26,000

**Equipment and Vehicles Assigned** - Vehicle #439 2012 Ford Escape (Equipment Rental).

**City of Grandview ~ 2024 Expenditure Estimates**

<b>Description</b>	<b>2022 Actual</b>	<b>2023 Budget</b>	<b>2023 Projected</b>	<b>2024 Estimate</b>	<b>2024 Proposed</b>
<b>Current Expense Fund</b>					
<b>Recreational Services</b>					
Regular Salaries & Wages	75,477.12	77,800	77,750	80,650	80,080
Regular Wages - Part Time	6,868.26	9,000	8,600	11,000	9,000
Longevity	3,270.37	3,500	3,400	3,650	3,605
Social Security	6,610.74	6,900	6,730	7,300	7,100
Retirement	7,902.53	8,400	8,150	8,050	8,050
Workman's Compensation	1,832.77	2,100	1,980	1,850	1,850
Medical/life Insurance	14,616.17	15,400	15,400	16,320	16,320
Family Medical Leave Premium	138.91	260	200	250	250
Unemployment Compensation	0.64	500	220	500	500
Office & Operating Supplies	4,144.35	7,000	7,000	7,500	7,500
Professional Services	33.00	200	20	200	200
Rec. Program Instructor Fees	1,614.20	3,000	2,700	3,300	3,300
Communications	1,158.10	1,200	1,200	1,300	1,300
Operating Rentals & Leases	2,160.00	2,500	2,000	2,500	2,500
Miscellaneous	3,404.40	3,500	3,000	3,300	3,300
<b>Total Recreational Services</b>	<b>129,231.56</b>	<b>141,260</b>	<b>138,350</b>	<b>147,670</b>	<b>144,855</b>

**FUND:** CURRENT EXPENSE

**PROGRAM:** AQUATICS

**PROGRAM STATEMENT**

The Aquatics program reflects the operation of one outdoor 40-yard pool during the summer months for public swimming, lessons, private pool rentals and swim team usage.

<b><u>Staffing Level</u></b>	Parks and Recreation Director	.075
	PW Maintenance Technician	.100
	Pool Manager	.150
	Asst. Pool Manager	.150
	Lifeguards	<u>2.160</u>
		2.635 FTE

**Overview of Ongoing and Present Activities**

- Offer and instruct a swim lesson curriculum.
- Recruit and train qualified aquatic staff.
- Order and monitor operating supplies.
- Schedule open swim, family swim, pool parties and adaptive aquatics.
- Secure and prepare facility for swim team usage/weekly swim meets.
- Conduct registration for swim lessons, rentals and special classes.
- Daily deposit of fees and receipts with true and accurate accounting.
- Overall administration of swim pool facility.
- Work closely with Public Works staff to orchestrate pool maintenance.
- Manage departmental budget.
- Keep up-to-date and accurate pool operation records.

**Notable Changes in 2024**

- |   |           |
|---|-----------|
| • Splash Pad (Future Capital Project)<br>(Capital Improvement Fund) | \$200,000 |
| • New Main Pool Pump (or repairs)                                   | \$12,000  |
| • Fence Repair (north side)   | \$3,000   |

**Mandated Programs – Federal and State**

- Yakima County Health District/Annual Inspections/State Regulations for Water Recreation Facilities
- Safe Chemical Usage/Storage and MDS Sheets
- Red Cross Lifeguard Certification.

**Revenue Generated** – Swimming Pool Revenues     \$ 16,000

**Equipment and Vehicles Assigned** – N/A

**City of Grandview ~ 2024 Expenditure Estimates**

<b>Description</b>	<b>2022 Actual</b>	<b>2023 Budget</b>	<b>2023 Projected</b>	<b>2024 Estimate</b>	<b>2024 Proposed</b>
<b>Current Expense Fund</b>					
<b>Aquatics</b>					
Regular Salaries - Admin.	6,401.05	7,300	7,300	7,560	7,510
Regular Salaries & Wages	40,274.06	50,000	48,710	52,000	52,000
Regular Sal & Wages -Maint.	1,246.18	3,000	2,000	3,000	3,000
Overtime	5,413.88	7,500	4,500	7,000	7,000
Longevity	306.65	450	320	350	340
Social Security	4,161.01	5,250	4,850	5,400	5,350
Retirement	1,187.55	1,500	1,250	1,450	1,450
Workman's Compensation	2,701.80	4,800	3,200	4,000	4,000
Medical/life Insurance	2,417.79	4,000	2,800	3,700	3,700
Family Medical Leave Premium	87.46	300	250	300	300
Unemployment Compensation	1,751.23	4,000	1,000	2,000	2,000
Uniforms & Clothing	754.34	500	0	500	500
Office & Operating Supplies	18,402.72	24,800	26,000	26,000	26,000
Professional Services	693.58	2,000	500	500	500
Advertising	97.75	400	340	500	500
Communications	360.00	500	360	500	500
Operating Rentals & Leases	0.00	500	0	500	500
Public Utility Services	9,748.45	11,000	9,900	11,800	11,800
Repairs & Maintenance	3,920.38	7,000	7,000	23,000	23,000
Miscellaneous	990.80	3,500	2,500	3,500	3,500
<b>Total Aquatics</b>	<b>100,916.68</b>	<b>138,300</b>	<b>122,780</b>	<b>153,560</b>	<b>153,450</b>

**FUND:** CURRENT EXPENSE

**PROGRAM:** PARKS MAINTENANCE SERVICES

**PROGRAM STATEMENT**

Offer and maintain a quality parks system for the citizens of Grandview. Our goal is to enhance the overall beauty of our community.

**Staffing Level**

• Public Works Maintenance Technicians	2.00
• Part-time Seasonal Maintenance Employees	<u>0.80</u>
	2.80 FTE

**Overview of Ongoing and Present Activities**

- Maintain 65+ acres of park land
- Turf management including mowing, grooming and irrigation
- Manage and make repairs to irrigation systems as needed
- Conduct safety inspections throughout the park system
- Constant litter patrol of parks
- Conduct safety check on playground equipment, picnic tables, etc.
- Make timely repairs of park amenities as required
- Secure and prepare facilities for rentals and usage
- Maintain accurate records on inspections, inventory, vehicle maintenance, graffiti, equipment repairs, etc.
- Maintain/groom Museum, Library, Police and City Hall grounds
- Setup/cleanup for community events as needed
- Manage winterization program of park system
- Manage department budget
- Recruit and train staff and volunteers
- Supervise tree care program on an ongoing basis

**Notable Changes in 2024**

• Install New Irrigation Lines at Dykstra Park	\$ 6,000
• Mower - Parks	\$14,000

**Mandated Programs – Federal and State - None**

**Equipment and Vehicles Assigned**

1 – Nissan Rogue	3 – Full size truck	2 – 1 Ton Trucks
1 – Mixer	2 – Backhoes	3 – Tractors
1 – 4 Track	2 – Generators	1 – Grass Sweeper
3 – Weed-eaters	4 – Mowers	



**City of Grandview ~ 2024 Expenditure Estimates**

<b>Description</b>	<b>2022 Actual</b>	<b>2023 Budget</b>	<b>2023 Projected</b>	<b>2024 Estimate</b>	<b>2024 Proposed</b>
<b>Current Expense Fund</b>					
<b>Parks Maintenance Services</b>					
Regular Salaries & Wages	76,726.30	75,000	75,000	75,000	75,000
Regular Wages - Seasonal	1,376.45	3,000	3,000	3,000	3,000
Overtime	4,067.37	3,500	3,200	3,500	3,500
Longevity	841.20	1,200	1,500	1,500	1,500
Social Security	6,502.04	6,350	6,350	6,330	6,330
Retirement	8,586.11	8,500	8,600	8,500	8,500
Workman's Compensation	2,455.28	3,120	2,700	3,000	3,000
Medical/Life Insurance	19,035.95	19,500	20,500	20,780	20,780
Family Medical Leave Premium	136.58	180	180	180	180
Unemployment Compensation	0.00	9,500	4,000	8,000	8,000
Uniforms & Clothing	1,789.65	1,600	1,600	1,700	1,700
Office & Operating Supplies	50,719.48	44,500	44,000	45,000	45,000
Dog Park Supplies	36.25	2,000	1,000	2,000	2,000
Professional Services	5,919.79	16,000	16,000	12,000	12,000
Advertising	0.00	400	0	400	400
Communications	1,718.12	1,700	1,700	2,000	2,000
Travel	0.00	600	100	600	600
Travel - Training	0.00	400	0	400	400
Operating Rentals & Leases	19,080.00	22,000	19,000	22,000	22,000
Public Utility Services	39,309.67	43,500	45,000	48,000	48,000
Repairs & Maintenance	25,967.87	18,000	8,000	22,000	22,000
Miscellaneous	983.33	1,700	1,500	1,700	1,700
Misc - Training	0.00	100	0	100	100
<b>Total Operating Expenses</b>	<b>265,251.44</b>	<b>282,350</b>	<b>262,930</b>	<b>287,690</b>	<b>287,690</b>
<b>Capital Expenditures</b>					
Dykstra Park Improvements	0.00	4,000	4,000	6,000	6,000
Mower	0.00	0	0	14,000	14,000
<b>Total Capital Expenditures</b>	<b>0.00</b>	<b>4,000</b>	<b>4,000</b>	<b>20,000</b>	<b>20,000</b>
<b>Total Parks Maintenance Services</b>	<b>265,251.44</b>	<b>286,350</b>	<b>266,930</b>	<b>307,690</b>	<b>307,690</b>
<b>Total Parks &amp; Recreations</b>	<b>495,399.68</b>	<b>565,910</b>	<b>528,060</b>	<b>608,920</b>	<b>605,995</b>

**FUND:** CURRENT EXPENSE

**PROGRAM:** GRANDVIEW MUSEUM

**PROGRAM STATEMENT**

The Grandview Museum facility is open to the public based on the regular schedule. The facility has a variety of memorabilia that depicts the history of Grandview.

<b><u>Staffing Level</u></b>	Parks and Recreation Director	.025
	Part-Time Museum Staff	<u>.200</u>
		.225 FTE

**Overview of Ongoing and Present Activities**

- Manage day to day operation of museum facility.
- Conduct group tours upon request.
- Provide historic information on artifacts and items to patrons.
- Maintain friendly and courteous atmosphere.
- Update inventory catalog as required/record all loaned and donated items.
- Manage Memorial Fund and donations
- Oversee ongoing maintenance and operation of facility.
- Attend Museum Board Meeting/distribute agendas and meeting minutes.
- Recruitment and supervision of volunteers.
- Manage departmental budget.

**Notable Changes in 2024** – None

**Mandated Programs – Federal and State** – N/A

**Revenue Generated** - None

**Equipment and Vehicles Assigned** – N/A

**City of Grandview ~ 2024 Expenditure Estimates**

<b>Description</b>	<b>2022 Actual</b>	<b>2023 Budget</b>	<b>2023 Projected</b>	<b>2024 Estimate</b>	<b>2024 Proposed</b>
<b>Current Expense Fund</b>					
<b>Museum</b>					
Regular Salaries & Wages	2,133.76	2,700	2,450	2,600	2,500
Regular Wages - Part Time	4,173.12	5,200	4,800	5,600	5,000
Overtime	0.00	200	0	200	200
Longevity	101.91	130	110	120	120
Social Security	509.20	600	560	675	600
Retirement	246.87	275	260	300	300
Workman's Compensation	81.07	120	70	120	120
Medical/life Insurance	456.61	500	490	530	530
Family Medical Leave Premium	10.56	25	20	30	30
Office & Operating Supplies	4,249.32	9,200	6,800	9,000	9,000
Professional Services	4,842.50	5,500	4,100	5,500	5,500
Advertising	0.00	100	0	100	100
Communications	2,320.14	3,500	2,800	3,600	3,600
Public Utility Services	4,201.71	6,500	4,800	6,500	6,500
Repairs & Maintenance	44.23	1,200	500	1,500	1,500
Miscellaneous	115.79	200	100	300	300
<b>Total Operating Expenses</b>	<b>23,486.79</b>	<b>35,950</b>	<b>27,860</b>	<b>36,675</b>	<b>35,900</b>
<b>Ending Fund Balance</b>					
Ending Fund Bal. - Museum	0.00	3,500	4,800	4,800	5,000
<b>Total Ending Fund Balance</b>	<b>0.00</b>	<b>3,500</b>	<b>4,800</b>	<b>4,800</b>	<b>5,000</b>
<b>Total Museum</b>	<b>23,486.79</b>	<b>39,450</b>	<b>32,660</b>	<b>41,475</b>	<b>40,900</b>

**FUND:** CURRENT EXPENSE FUND

**PROGRAM:** COMMUNITY CENTER

**PROGRAM STATEMENT**

The Grandview Community Center continues to be an optimal facility in meeting the leisure time needs of Grandview and beyond. The facility is available to the community for rentals.

**Staffing Level** - (See recreation and senior citizen services budgets)

**Overview of Ongoing and Present Activities**

- Manage departmental budget.
- Ensure mandated inspections are conducted.
- Oversee ongoing maintenance and operation of facility.
- Perform troubleshooting duties as required.
- Coordinate maintenance with Public Works Department.

**Notable Changes in 2024** – None

**Mandated Programs – Federal and State**

- Federal and State: meeting the needs of low to moderate income level patrons in terms of recreational, nutritional and social programming.
- Annual testing of fire control system, kitchen hood operation, security alarm system and monthly testing of exit lighting.

**Revenue Generated** – Facility Rentals: \$3,000

**Equipment and Vehicles Assigned** – N/A

**City of Grandview ~ 2024 Expenditure Estimates**

<b>Description</b>	<b>2022 Actual</b>	<b>2023 Budget</b>	<b>2023 Projected</b>	<b>2024 Estimate</b>	<b>2024 Proposed</b>
<b>Current Expense Fund</b>					
<b>Community Center</b>					
Office & Operating Supplies	1,669.47	4,000	2,500	4,000	4,000
Professional Services	15,519.72	18,000	8,500	16,000	16,000
Communications	4,697.84	6,100	5,000	6,200	6,200
Public Utility Services	12,558.55	13,500	13,400	14,800	14,800
Repairs & Maintenance	1,275.90	8,000	4,500	8,000	5,000
<b>Total Community Center</b>	<b>35,721.48</b>	<b>49,600</b>	<b>33,900</b>	<b>49,000</b>	<b>46,000</b>

**FUND:** CURRENT EXPENSE

**PROGRAM:** TRANSFERS OUT AND ENDING FUND BALANCE

**PROGRAM STATEMENT**

Occasionally there are operating transfers or equity transfers made from the Current Expense Fund. Often they are made in support of operations in other funds or the creation of a special revenue fund. Interfund loans (out) involving the Current Expense Fund would be noted and accounted for here.

**Staffing Level** – None

**Overview of Ongoing and Present Activities**

**Notable Activities in 2024** - None

**Mandated Programs – Federal and State** - None

**Equipment and Vehicles Assigned** - None

**City of Grandview ~ 2024 Expenditure Estimates**

<b>Description</b>	<b>2022 Actual</b>	<b>2023 Budget</b>	<b>2023 Projected</b>	<b>2024 Estimate</b>	<b>2024 Proposed</b>
<b>Current Expense Fund</b>					
<b>Nonexpenditures</b>					
Cntry Park Deposit Remitted	1,300.00	0	0	0	0
Community Center Deposit Remitted	1,850.00	0	0	0	0
<b>Total Nonexpenditures</b>	<b>3,150.00</b>	<b>0</b>	<b>0</b>	<b>0</b>	<b>0</b>
<b>Ending Fund Balance</b>					
Ending Fund Balance - Assigned	10,000.00	10,000	10,000	10,000	10,000
Ending Fund Balance - Unassigned	789,661.77	52,350	672,085	(123,570)	62,410
<b>Total Ending Fund Balance</b>	<b>799,661.77</b>	<b>62,350</b>	<b>682,085</b>	<b>(113,570)</b>	<b>72,410</b>
<b>Total Current Expense Fund</b>	<b>7,217,837.78</b>	<b>7,307,790</b>	<b>7,605,895</b>	<b>7,396,790</b>	<b>7,396,790</b>

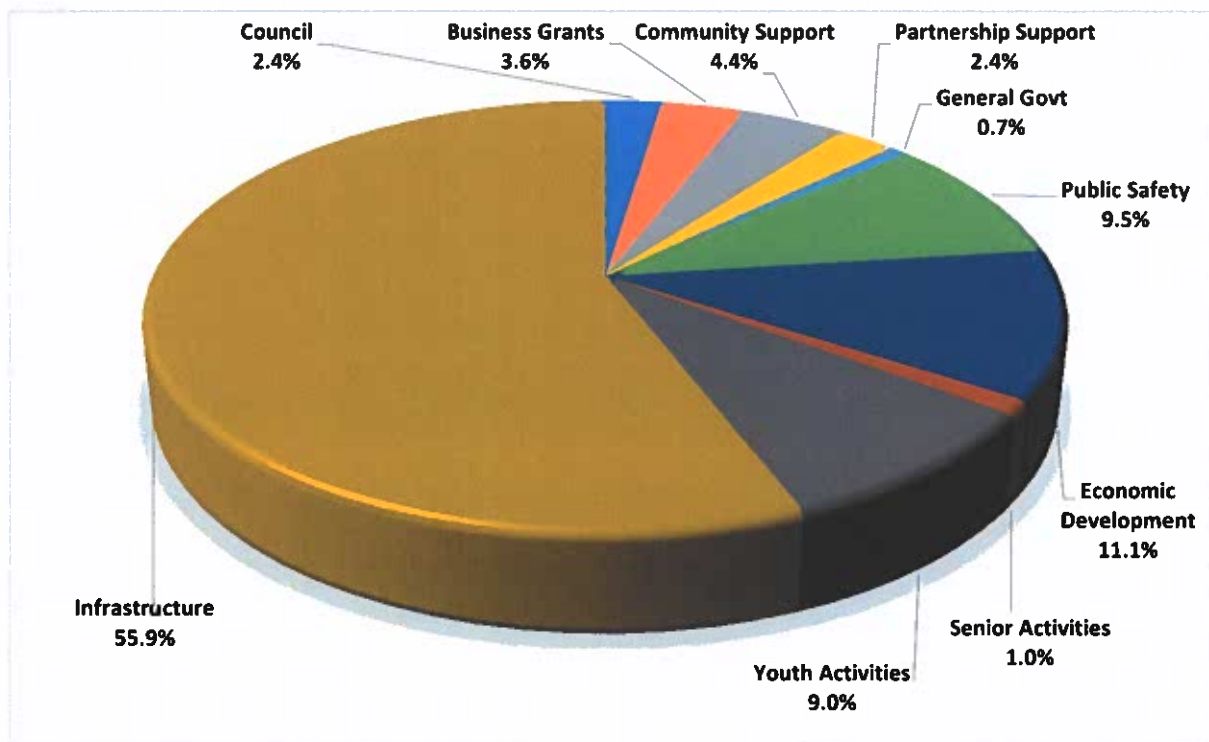
**City of Grandview ~ 2024 Revenue Estimates**

<b>Description</b>	<b>2022 Actual</b>	<b>2023 Budget</b>	<b>2023 Projected</b>	<b>2024 Estimate</b>	<b>2024 Proposed</b>
<b>American Rescue Plan Act Fund</b>					
Beginning Fund Balance - Unassigned	1,513,583.00	2,264,040	2,263,520	869,630	869,630
<b>Total Beginning Cash Balance</b>	<b>1,513,583.00</b>	<b>2,264,040</b>	<b>2,263,520</b>	<b>869,630</b>	<b>869,630</b>
<b>Intergovernmental Revenues</b>					
Coronavirus Local Fiscal Recovery	1,547,712.00	0	0	0	0
<b>Total Intergovernmental Revenues</b>	<b>1,547,712.00</b>	<b>0</b>	<b>0</b>	<b>0</b>	<b>0</b>
<b>Total American Rescue Plan Act</b>	<b>3,061,295.00</b>	<b>2,264,040</b>	<b>2,263,520</b>	<b>869,630</b>	<b>869,630</b>



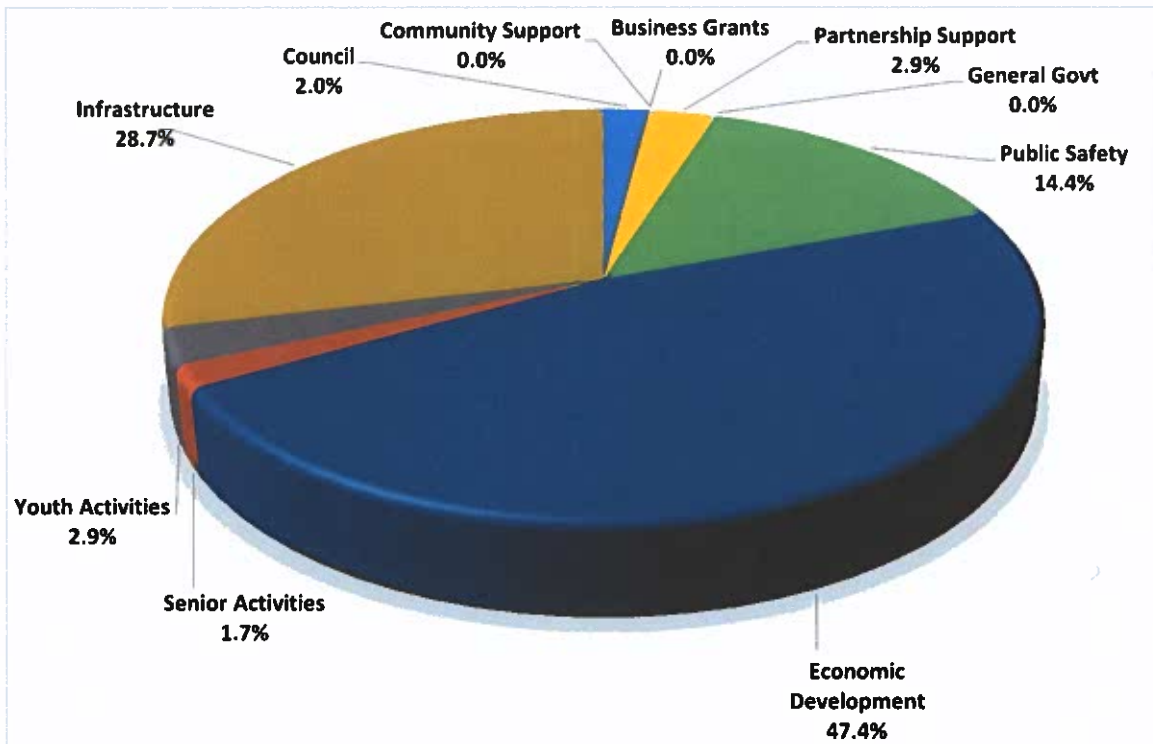
**City of Grandview  
2023 Budget  
American Rescue Plan Act Fund**

<b>Expenditures</b>	<b>Amount</b>	
Council	\$ 39,000	2.4%
Business Grants	58,500	3.6%
Community Support	72,000	4.4%
Partnership Support	40,000	2.4%
General Government	12,000	0.7%
Public Safety	156,200	9.5%
Economic Development	182,500	11.1%
Senior Activities	17,000	1.0%
Youth Activities	147,200	9.0%
Infrastructure	919,000	55.9%
<b>Total Expenditures</b>	<b>\$ 1,643,400</b>	



**City of Grandview  
2024 Budget  
American Rescue Plan Act Fund**

Expenditures	Amount	
Council	\$ 7,000	2.0%
Business Grants	-	0.0%
Community Support	-	0.0%
Partnership Support	10,000	2.9%
General Government	-	0.0%
Public Safety	50,200	14.4%
Economic Development	165,000	47.4%
Senior Activities	6,000	1.7%
Youth Activities	10,000	2.9%
Infrastructure	100,000	28.7%
<b>Total Expenditures</b>	<b>\$ 348,200</b>	



**FUND:** AMERICAN RESCUE PLAN ACT

**PROGRAM:** AMERICAN RESCUE PLAN ACT

**PROGRAM STATEMENT**

The City was eligible to receive Coronavirus Local Fiscal Recovery Funds from the American Rescue Plan Act (ARPA). Fifty percent of the funds were received in 2021 and the other fifty percent were received in 2022. The City has until 2024 to obligate use of the funds and until 2026 to expend the funds. The City Treasurer will oversee the ARPA revenues to make sure use of funds are for eligible expenditures. Project lists are submitted by department heads and councilmembers. ARPA committee reviews and brings the list to Council for approval.

**Staffing Level** – Minimal

**Overview of Ongoing and Present Activities**

- Funds are to be used on expenditures that meet pandemic response needs that rebuild a stronger and more equitable economy as the country recovers.

**Notable Changes in 2024** – None

**Mandated Programs – Federal and State –**

- Funds disbursed under this award may only be used in compliance with section 603(c) of the Social Security Act, Treasury's regulations implementing that section, and guidance issued by Treasury regarding the foregoing.

**Revenue Generated** – None. Revenue was received in 2021/2022.

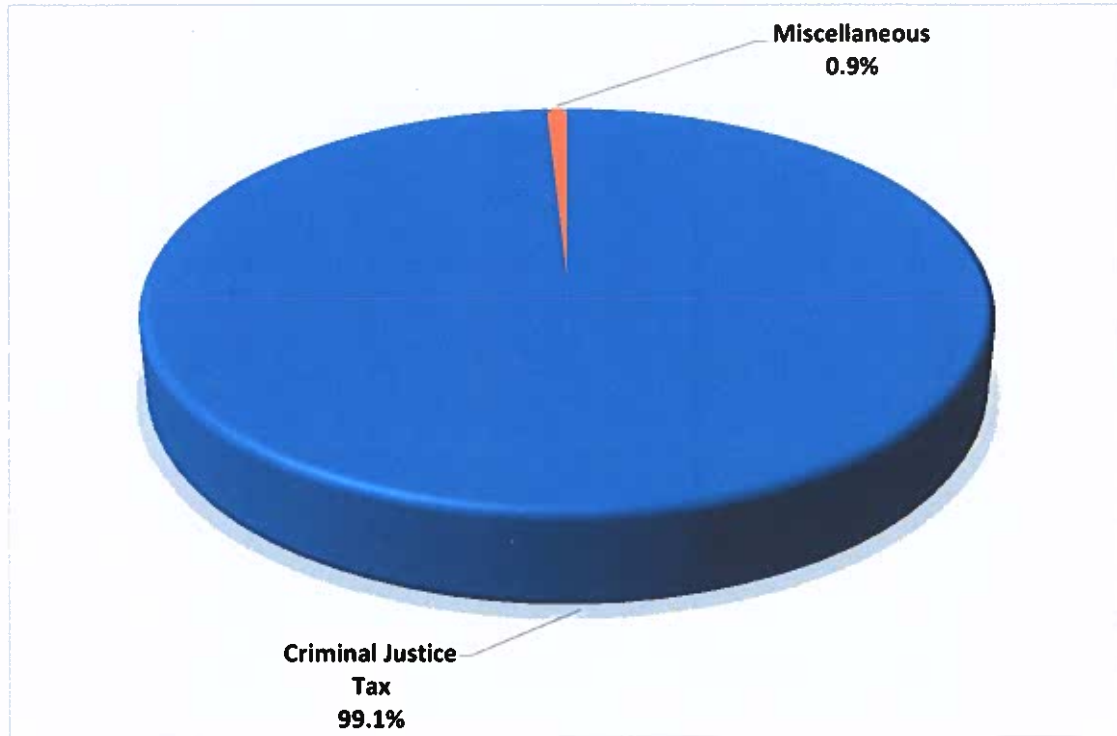
**Equipment and Vehicles Assigned** – None

**City of Grandview ~ 2024 Expenditure Estimates**

<b>Description</b>	<b>2022 Actual</b>	<b>2023 Budget</b>	<b>2023 Projected</b>	<b>2024 Estimate</b>	<b>2024 Proposed</b>
<b>American Rescue Plan Act Fund</b>					
<b>Capital Expenditures</b>					
Council Retreat	5,623.03	14,000	7,000	7,000	7,000
Council Chambers Sound System	134.66	25,000	24,450	0	0
Existing Small Business Grants	386,663.73	0	0	0	0
New Small Business Grants	110.58	58,500	58,500	0	0
Chamber of Commerce Support	0.00	20,000	20,000	0	0
Main Street Support	198.09	10,000	0	10,000	10,000
Fair/Rodeo Support	0.00	10,000	10,000	0	0
Mainstreet - Business Revenue Recovery	18,166.31	72,000	72,000	0	0
Phone System	0.00	12,000	5,670	0	0
Essential Worker Premium Pay	54,000.00	0	0	0	0
City Hall Reader Board	56,191.36	0	0	0	0
Local Crime Lab	0.00	16,200	10,210	16,200	16,200
Retention Incentive for New PD Hires	4.56	0	0	0	0
Police Department Fitness Facility	4.56	140,000	140,000	0	0
School Resource Officer	4.56	0	0	0	0
Ambulance	4.56	0	0	0	0
Extrication Tools	0.00	0	0	34,000	34,000
Senior/Museum Programs	9,575.04	10,000	10,000	0	0
Senior Citizen's Recognition Event	757.86	7,000	1,000	6,000	6,000
Marketing Materials	9,796.30	19,500	19,460	0	0
Travel - RECON	0.00	13,000	10,000	15,000	15,000
Downtown/Entrance Beautification	0.00	150,000	0	150,000	150,000
Broadband Infrastructure	10,000.00	0	0	0	0
Youth Center Activities	23,959.07	36,000	36,000	0	0
Skateboard Park for Youth	4.56	10,000	0	10,000	10,000
Dykstra Park Asphalt Paving	72,575.98	105,000	104,400	0	0
Grandview/Sunnyside Pathway	4.57	50,000	0	50,000	50,000
Park Playground Equipment	0.00	101,200	101,200	0	0
Irrigation Pump - Stassen Station	0.00	0	0	50,000	50,000
Transfer Out - Water Fund	150,000.00	350,000	350,000	0	0
Transfer Out - WCR & Higgins Imp	0.00	414,000	414,000	0	0
<b>Total Capital Expenditures</b>	<b>797,779.38</b>	<b>1,643,400</b>	<b>1,393,890</b>	<b>348,200</b>	<b>348,200</b>
<b>Ending Fund Balance</b>					
Ending Fund Balance - Unassigned	2,263,515.62	620,640	869,630	521,430	521,430
<b>Total Ending Fund Balance</b>	<b>2,263,515.62</b>	<b>620,640</b>	<b>869,630</b>	<b>521,430</b>	<b>521,430</b>
<b>Total American Rescue Plan Act Fund</b>	<b>3,061,295.00</b>	<b>2,264,040</b>	<b>2,263,520</b>	<b>869,630</b>	<b>869,630</b>

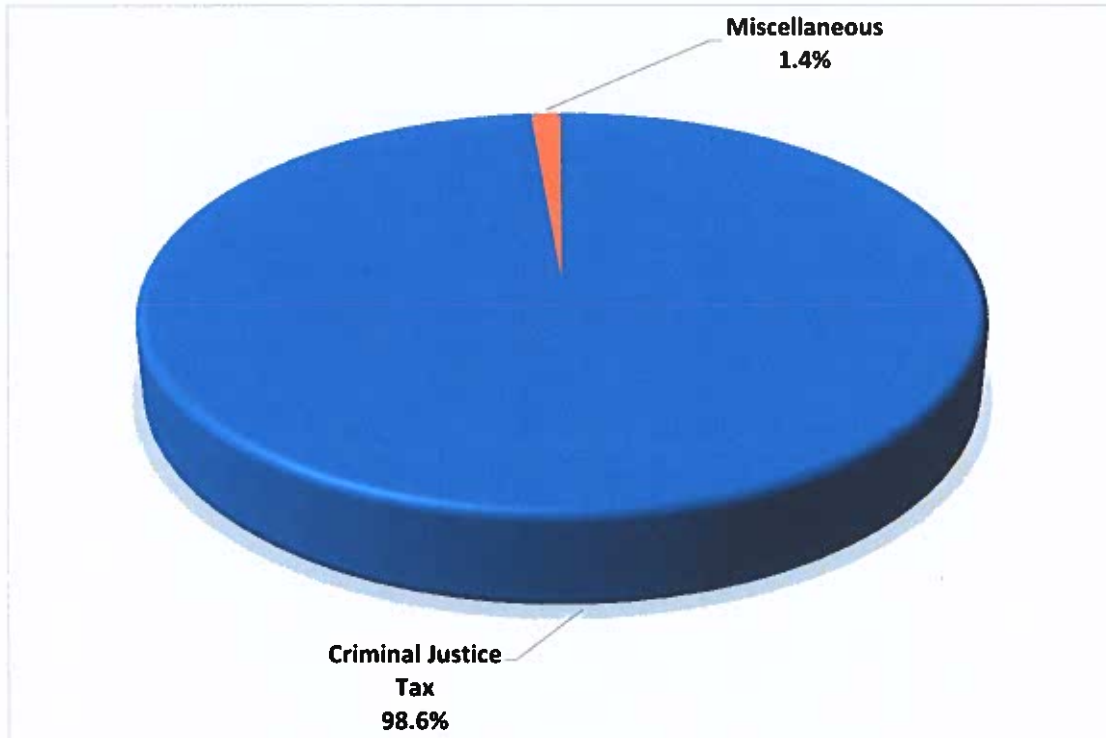
**City of Grandview  
2023 Budget  
Yakima Co. Law & Justice 1/3% Fund**

Revenues	Amount	
Criminal Justice Tax	\$ 375,000	99.1%
Miscellaneous	3,300	0.9%
<b>Total Revenues</b>	<b>\$ 378,300</b>	



**City of Grandview  
2024 Budget  
Yakima Co. Law & Justice 1/3% Fund**

Revenues	Amount	
Criminal Justice Tax	\$ 400,000	98.6%
Miscellaneous	5,600	1.4%
<b>Total Revenues</b>	<b>\$ 405,600</b>	

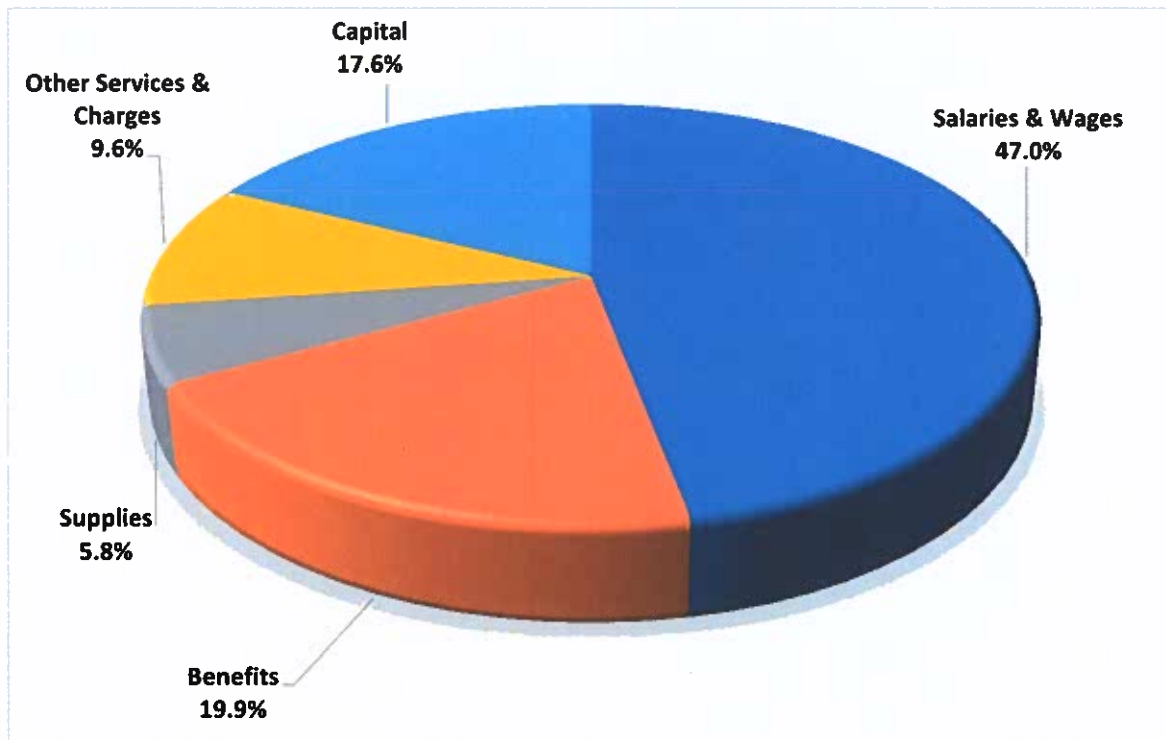


**City of Grandview ~ 2024 Revenue Estimates**

<b>Description</b>	<b>2022 Actual</b>	<b>2023 Budget</b>	<b>2023 Projected</b>	<b>2024 Estimate</b>	<b>2024 Proposed</b>
<b>Yakima Cnty Law &amp; Justice Tax Fund</b>					
Beginning Fund Balance - Restricted	383,884.98	382,950	382,480	311,120	311,120
<b>Total Beginning Cash Balance</b>	<b>383,884.98</b>	<b>382,950</b>	<b>382,480</b>	<b>311,120</b>	<b>311,120</b>
<b>Taxes</b>					
Criminal Justice Tax - 3/10%	394,467.65	375,000	405,000	400,000	400,000
<b>Total Taxes</b>	<b>394,467.65</b>	<b>375,000</b>	<b>405,000</b>	<b>400,000</b>	<b>400,000</b>
<b>Miscellaneous Revenues</b>					
Investment Interest	4,782.52	3,300	8,000	5,600	5,600
<b>Total Miscellaneous Revenue</b>	<b>4,782.52</b>	<b>3,300</b>	<b>8,000</b>	<b>5,600</b>	<b>5,600</b>
<b>Total Yakima Cnty Law &amp; Justice Tax</b>	<b>783,135.15</b>	<b>761,250</b>	<b>795,480</b>	<b>716,720</b>	<b>716,720</b>

**City of Grandview  
2023 Budget  
Yakima Co. Law & Justice 1/3% Fund**

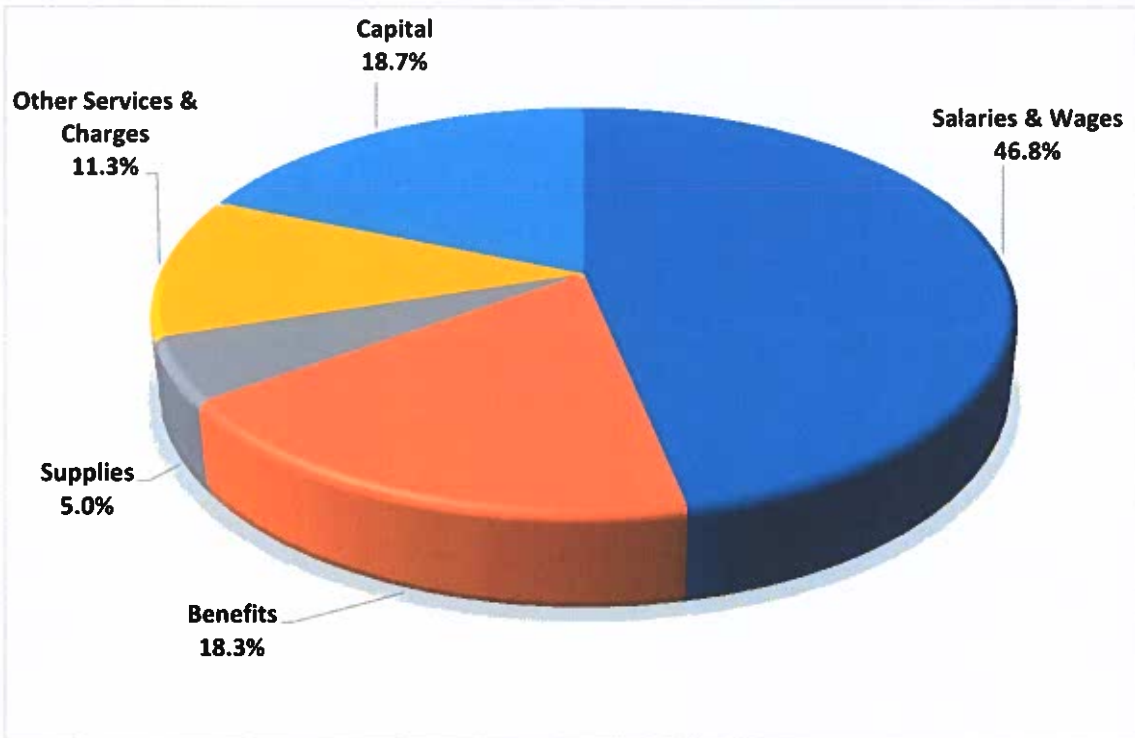
Expenditures	Amount	
Salaries & Wages	\$ 261,500	47.0%
Benefits	110,700	19.9%
Supplies	32,500	5.8%
Other Services & Charges	53,300	9.6%
Capital	98,000	17.6%
<b>Total Expenditures</b>	<b>\$ 556,000</b>	





**City of Grandview  
2024 Budget  
Yakima Co. Law & Justice 1/3% Fund**

<b>Expenditures</b>	<b>Amount</b>	
Salaries & Wages	\$ 298,000	46.8%
Benefits	116,400	18.3%
Supplies	32,000	5.0%
Other Services & Charges	72,000	11.3%
Capital	119,000	18.7%
<b>Total Expenditures</b>	<b>\$ 637,400</b>	



**FUND:** CRIMINAL JUSTICE FUND

**PROGRAM:** CRIMINAL JUSTICE FUNDS

**PROGRAM STATEMENT**

The taxpayers in the City of Grandview and Yakima County approved a 3/10ths of 1% Sales Tax Initiative in November 2004. The goal was to make improvements to public safety and criminal justice services, and to hire county and city law enforcement officers. This initiative has a 6-year Sunset. It was renewed in 2010, 2015, and 2021.

- Provide for three Patrol Officers
- Purchase needed equipment for the Police Department

**Staffing Level**      Patrol Officers      3.00 FTE

**Overview of Ongoing and Present Activities**

- Three patrol officer's salaries
- Police department capital items

**Notable Changes in 2024 –**

Yakima Valley Crisis Response Unit      \$18,000

Capital expenditure items:

Radio and Repeaters (radio upgrades)	\$10,000
Crime Scene Investigations Equipment	\$2,000
UAV Drones (3 units)	\$25,000
Accreditation Upgrades	
(Evidence Room air vent, locks, HVAC, alarm)	\$15,000
Gym Equipment	\$10,000
Office Upgrades (Dispatch/Training room)	\$10,000
Video Surveillance Camera (Car seat unit, carryover)	\$15,000
PD Security Upgrades (camera)	\$2,000
Computer Upgrades (cloud-based backup, \$25k)	\$30,000

**Mandated Programs – Federal and State** - None

**Revenue Generated** - \$400,000 a year

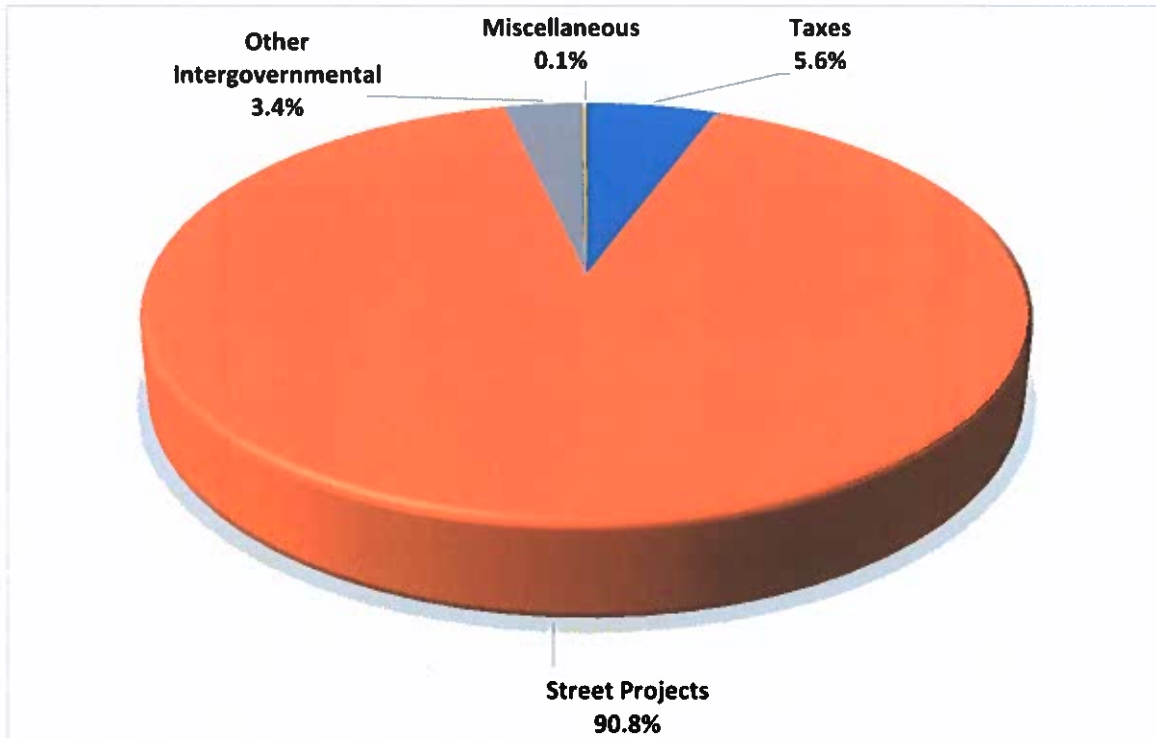
**Equipment Assigned** – MRAP Vehicle, Ford F450 van (CE, 9998).

**City of Grandview ~ 2024 Expenditure Estimates**

<b>Description</b>	<b>2022 Actual</b>	<b>2023 Budget</b>	<b>2023 Projected</b>	<b>2024 Estimate</b>	<b>2024 Proposed</b>
<b>Yakima County Law &amp; Justice Tax Fund</b>					
Regular Salaries & Wages	234,460.11	221,500	215,000	238,000	238,000
Overtime	31,290.18	40,000	38,000	60,000	60,000
Longevity	1,195.98	0	0	0	0
Social Security	20,130.84	20,000	19,500	22,800	22,800
Retirement	12,359.62	14,000	13,500	16,000	16,000
Workman's Compensation	8,400.21	11,200	10,900	11,000	11,000
Medical/Life Insurance	51,063.45	60,000	57,500	61,000	61,000
Family Medical Leave Premium	432.19	500	500	600	600
Uniforms & Clothing	5,411.54	5,000	2,500	5,000	5,000
Office & Operating Supplies	4,377.28	22,500	12,000	22,000	22,000
Incident Command Supplies	0.00	4,000	3,500	4,000	4,000
Small Tools & Minor Equipment	6,718.32	6,000	6,000	6,000	6,000
LEAD Task Force	0.00	26,500	0	27,000	27,000
Policy Program	11,026.52	11,800	10,000	12,000	12,000
DMS and Scheduling Program	0.00	11,000	10,500	11,000	11,000
Yakima Valley Crisis Response Unite	0.00	0	0	18,000	18,000
Miscellaneous - Training	2,805.30	4,000	3,500	4,000	4,000
<b>Total Operating Expenses</b>	<b>389,671.54</b>	<b>458,000</b>	<b>402,900</b>	<b>518,400</b>	<b>518,400</b>
<b>Capital Expenditures</b>					
Radio Repeater	0.00	11,000	11,000	10,000	10,000
Crime Scene Investigations Equipment	937.84	2,000	1,960	2,000	2,000
UAV Platform	0.00	10,000	10,000	25,000	25,000
Accreditation Upgrades	7,844.41	15,000	15,000	15,000	15,000
Workout Equipment	2,203.98	3,000	3,000	10,000	10,000
Office Upgrades	0.00	15,000	13,500	10,000	10,000
Video Surveillance Camera (Car)	0.00	15,000	10,000	15,000	15,000
Security Camera System (PD Building)	0.00	15,000	15,000	2,000	2,000
Automated Fingerprinting System	0.00	12,000	2,000	0	0
Cloud-based Server Backup	0.00	0	0	30,000	30,000
<b>Total Capital Expenditures</b>	<b>10,986.23</b>	<b>98,000</b>	<b>81,460</b>	<b>119,000</b>	<b>119,000</b>
<b>Ending Fund Balance</b>					
Ending Fund Balance - Restricted	382,477.38	205,250	311,120	79,320	79,320
<b>Total Ending Fund Balance</b>	<b>382,477.38</b>	<b>205,250</b>	<b>311,120</b>	<b>79,320</b>	<b>79,320</b>
<b>Total Yak Cnty Law &amp; Justice Tax Fund</b>	<b>783,135.15</b>	<b>761,250</b>	<b>795,480</b>	<b>716,720</b>	<b>716,720</b>

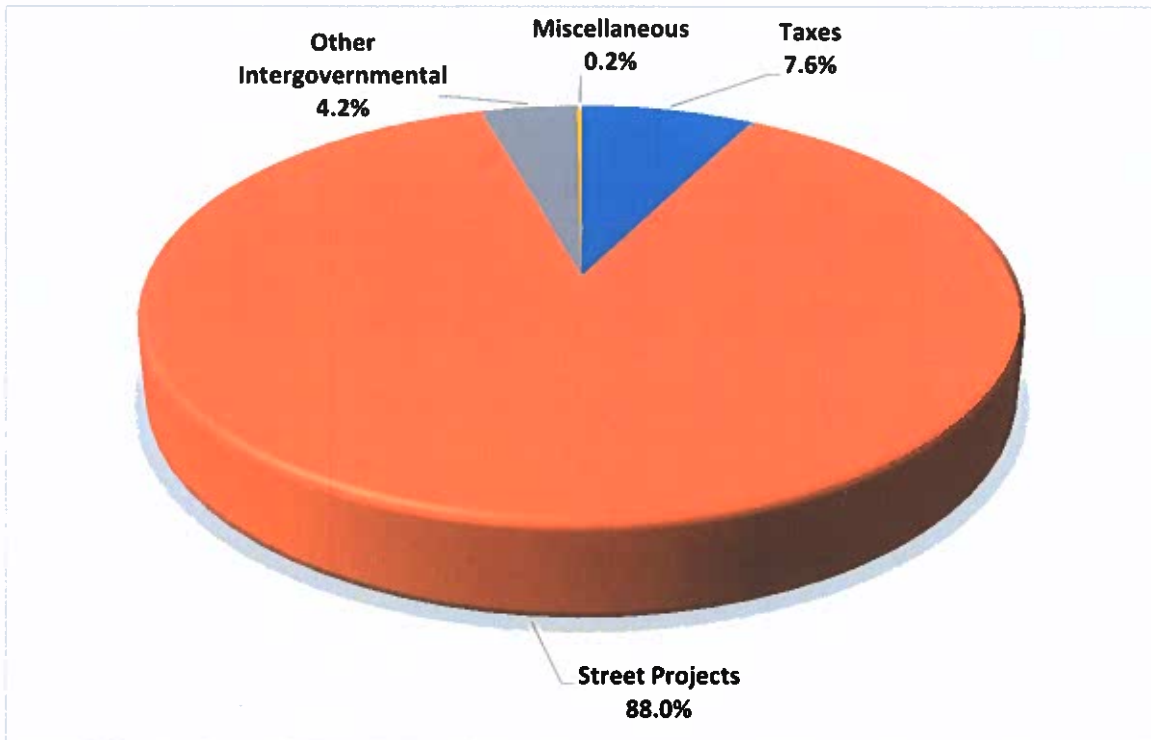
**City of Grandview  
2023 Budget  
Street Fund**

Revenues	Amount	
Taxes	\$ 369,250	5.6%
Street Projects	5,937,960	90.8%
Other Intergovernmental	224,500	3.4%
Miscellaneous	9,350	0.1%
<b>Total Revenues</b>	<b>\$ 6,541,060</b>	



**City of Grandview  
2024 Budget  
Street Fund**

Revenues	Amount	
Taxes	\$ 390,050	7.6%
Street Projects	4,545,050	88.0%
Other Intergovernmental	217,300	4.2%
Miscellaneous	10,300	0.2%
<b>Total Revenues</b>	<b>\$ 5,162,700</b>	

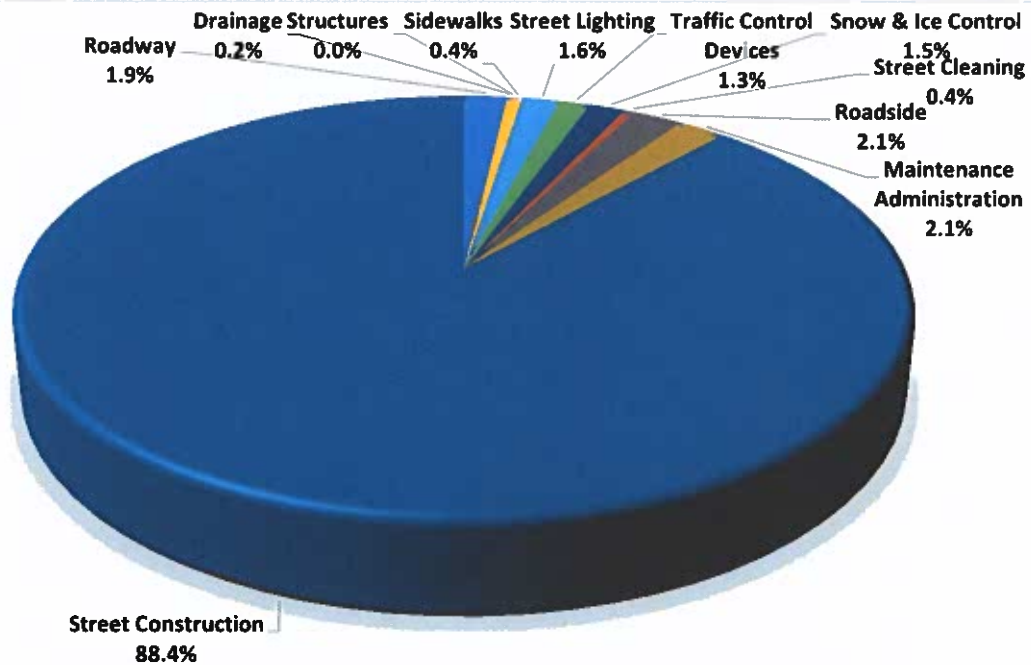


**City of Grandview ~ 2024 Revenue Estimates**

<b>Description</b>	<b>2022 Actual</b>	<b>2023 Budget</b>	<b>2023 Projected</b>	<b>2024 Estimate</b>	<b>2024 Proposed</b>
<b>Street Fund</b>					
Beginning Fund Balance - Restricted	53,250.00	50,000	5,000	5,500	5,500
Beginning Fund Balance - Assigned	364,436.74	369,875	369,300	351,790	351,790
<b>Total Beginning Cash Balance</b>	<b>417,686.74</b>	<b>419,875</b>	<b>374,300</b>	<b>357,290</b>	<b>357,290</b>
<b>Taxes</b>					
Real & Personal Property Tax	0.00	50	0	50	50
Local Sales Tax	365,946.17	369,200	384,000	390,000	390,000
<b>Total Taxes</b>	<b>365,946.17</b>	<b>369,250</b>	<b>384,000</b>	<b>390,050</b>	<b>390,050</b>
<b>Intergovernmental Revenues</b>					
STP Grant - OIE	4,887.36	2,717,710	995,000	2,057,000	2,057,000
STP Grant - Stover Railroad Crossing	0.00	100,000	100,000	987,000	987,000
DOE Grant - Stormwater Project	0.00	1,075,000	225,000	850,000	850,000
TIB Grant - McCreddie Rd Roundabout	122,578.20	1,478,750	1,291,700	187,050	187,050
TIB Grant - W 5th and Elm Street	0.00	524,000	524,000	0	0
RM Grant - WCR Sidewalk/Pathway	0.00	42,500	42,500	281,000	281,000
FHWA Grant - WCR Sidewalk/Pathway	0.00	0	0	183,000	183,000
Multimodal Transportation	14,445.76	14,500	14,560	14,300	14,300
Motor Vehicle Fuel Tax	205,945.96	210,000	202,000	203,000	203,000
<b>Total Intergovernmental Revenues</b>	<b>347,857.28</b>	<b>6,162,460</b>	<b>3,394,760</b>	<b>4,762,350</b>	<b>4,762,350</b>
<b>Miscellaneous Revenues</b>					
Investment Interest	5,377.02	3,850	7,000	5,000	5,000
Contributions - Sidewalks	1,846.19	2,000	1,800	1,800	1,800
Contributions & Donations - St	3,500.00	3,500	3,500	3,500	3,500
<b>Total Miscellaneous Revenues</b>	<b>10,723.21</b>	<b>9,350</b>	<b>12,300</b>	<b>10,300</b>	<b>10,300</b>
<b>Total Street Fund</b>	<b>1,142,213.40</b>	<b>6,960,935</b>	<b>4,165,360</b>	<b>5,519,990</b>	<b>5,519,990</b>

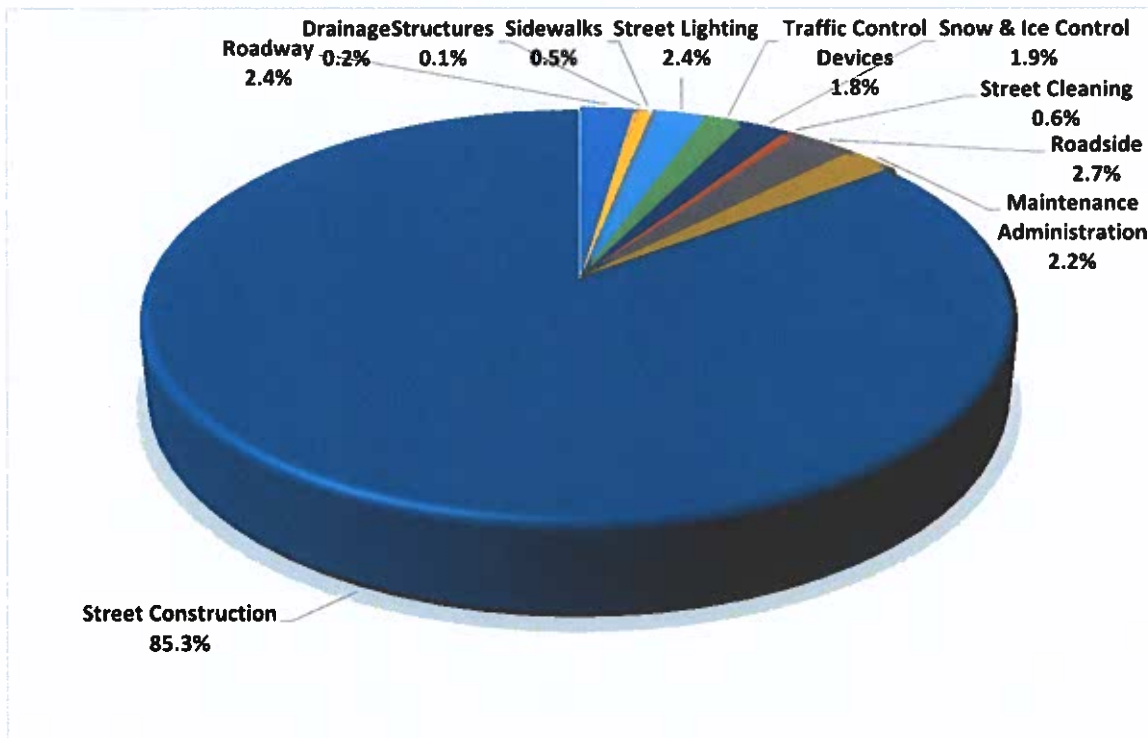
**City of Grandview  
2023 Budget  
Street Fund**

Expenditures	Amount	
Roadway	\$ 126,040	1.9%
Drainage	11,030	0.2%
Structures	3,225	0.0%
Sidewalks	28,850	0.4%
Street Lighting	111,000	1.6%
Traffic Control Devices	88,190	1.3%
Snow & Ice Control	104,060	1.5%
Street Cleaning	30,000	0.4%
Roadside	142,660	2.1%
Maintenance Administration	138,170	2.1%
Street Construction	5,946,960	88.4%
<b>Total Expenditures</b>	<b>\$ 6,730,185</b>	



**City of Grandview  
2024 Budget  
Street Fund**

Expenditures	Amount	
Roadway	\$ 125,570	2.4%
Drainage	9,880	0.2%
Structures	3,760	0.1%
Sidewalks	28,950	0.5%
Street Lighting	126,000	2.4%
Traffic Control Devices	93,510	1.8%
Snow & Ice Control	103,210	1.9%
Street Cleaning	30,310	0.6%
Roadside	142,970	2.7%
Maintenance Administration	116,620	2.2%
Street Construction	4,545,050	85.3%
<b>Total Expenditures</b>	<b>\$ 5,325,830</b>	





**FUND:** STREET

**PROGRAM:** STREET

**PROGRAM STATEMENT**

This program is responsible for the repair and maintenance of approx. 46 miles of City streets. This program also maintains city sidewalks and storm drains. Other responsibilities within the Street program include snow and ice removal, street lighting, traffic control and the control of weeds, brush, and trees on City property and in City right-of-ways that create a safety problem.

**Staffing Level**

City Administrator	0.075	City Clerk	0.050
Public Works Director	0.150	Assistant Public Works Director	0.050
City Treasurer	0.050	Public Works Maintenance Technician	1.000
Public Works Foreman	0.100	Seasonal Maintenance Technician	0.500
Public Works Assistant	0.125	Public Works Office Clerk	<u>0.025</u>
Accounting Clerk	0.050		2.175 FTE

**Overview of Ongoing and Present Activities –**

- Vegetation control of City right-of-ways
- Snow and ice control
- Pothole and seal-coat maintenance
- Street painting
- Maintenance of gravel roads and alleys

**Notable Changes in 2024**

- Sidewalk Repairs	\$ 10,000
- Old Inland Empire	\$2,057,000
- McCreadie Road Roundabout	\$ 187,050
- Stover Railroad Crossing	\$ 987,000
- WCR Sidewalk/Pathway	\$ 464,000
- Storm Water Improvement Project	\$ 850,000
- Plate Whacker	\$ 4,000

**Mandated Programs – Federal and State**

- All traffic control is in compliance with the Uniform Traffic Control Devices Manual.
- All road construction meets the Standard Specification for Road, Bridge, and Municipal Construction Manual.

**Revenue Generated**

- Fuel Taxes \$203,000

**Equipment and Vehicles Assigned** – All equipment and vehicles are shared within the Public Works Department.

1 – Nissan Rogue	1 – Ford Explorer	1 – Generator
1 – Road Grader	3 – Tractors	1 – Air Compressor
1 – Paint Striper	1 – 1 Ton Truck	1 – Brush Hog
1 – Loader	3 – Weeders	1 – Sweeper
1 – Forklift	2 – Flatbed Truck	1 – Sewer Rodder
1 – Backhoe	2 – Riding Mowers	1 – Water Truck
6 – Full size Pick-ups	2 – Dump Trucks	

**City of Grandview ~ 2024 Expenditure Estimates**

<b>Description</b>	<b>2022 Actual</b>	<b>2023 Budget</b>	<b>2023 Projected</b>	<b>2024 Estimate</b>	<b>2024 Proposed</b>
<b>Street Fund</b>					
<b>Roadway</b>					
Regular Salaries & Wages	1,699.15	17,000	7,000	17,000	17,000
Overtime	916.42	1,800	800	1,800	1,800
Social Security	166.42	1,440	600	1,440	1,440
Retirement	225.24	1,960	840	1,800	1,800
Workman's Compensation	65.18	540	240	560	560
Medical/life Insurance	487.46	8,070	1,080	8,640	8,640
Family Medical Leave Premium	3.51	30	20	30	30
Unemployment Compensation	0.00	100	0	100	100
Uniforms & Clothing	1,214.07	1,200	1,100	1,300	1,300
Office & Operating Supplies	14,314.69	15,000	15,000	15,000	15,000
Professional Services	14,425.36	35,000	30,000	25,000	25,000
Advertising	1,144.08	2,000	2,000	2,000	2,000
Communications	1,873.99	2,300	1,900	2,300	2,300
Travel	0.00	500	250	500	500
Operating Rentals & Leases	29,682.00	30,000	27,000	35,000	35,000
Repairs & Maintenance	3,781.03	7,000	4,000	7,000	7,000
Miscellaneous	1,265.22	2,100	1,500	2,100	2,100
<b>Total Roadway</b>	<b>71,263.82</b>	<b>126,040</b>	<b>93,330</b>	<b>121,570</b>	<b>121,570</b>
<b>Capital Expenditures</b>					
Improvements O/T Buildings	6,879.60	0	0	0	0
Plate Whacker	0.00	0	0	4,000	4,000
<b>Total Capital Expenditures</b>	<b>6,879.60</b>	<b>0</b>	<b>0</b>	<b>4,000</b>	<b>4,000</b>
<b>Drainage</b>					
Regular Salaries & Wages	152.66	2,500	1,500	2,500	2,500
Overtime	0.00	1,000	250	1,000	1,000
Social Security	11.67	420	140	270	270
Retirement	15.65	580	190	340	340
Workman's Compensation	4.50	160	60	110	110
Medical/life Insurance	22.62	1,360	600	650	650
Family Medical Leave Premium	0.25	10	10	10	10
Office & Operating Supplies	0.00	4,000	3,500	4,000	4,000
Stormwtr Improv - Larson/W 5th/Butternut	3,177.73	0	0	0	0
Repairs & Maintenance	0.00	1,000	0	1,000	1,000
<b>Total Drainage</b>	<b>3,385.08</b>	<b>11,030</b>	<b>6,250</b>	<b>9,880</b>	<b>9,880</b>

**City of Grandview ~ 2024 Expenditure Estimates**

<b>Description</b>	<b>2022 Actual</b>	<b>2023 Budget</b>	<b>2023 Projected</b>	<b>2024 Estimate</b>	<b>2024 Proposed</b>
<b>Street Fund</b>					
<b>Structures</b>					
Regular Salaries & Wages	0.00	1,000	250	1,000	1,000
Social Security	0.00	80	20	80	80
Retirement	0.00	110	30	100	100
Workman's Compensation	0.00	30	10	30	30
Medical/life Insurance	0.00	500	200	540	540
Family Medical Leave Premium	0.00	5	10	10	10
Professional Services	0.00	200	200	500	500
Repairs & Maintenance	0.00	1,300	1,300	1,500	1,500
<b>Total Structures</b>	<b>0.00</b>	<b>3,225</b>	<b>2,020</b>	<b>3,760</b>	<b>3,760</b>
<b>Sidewalks</b>					
Salaries & Wages	485.14	4,500	1,000	4,500	4,500
Overtime	217.30	500	500	500	500
Social Security	53.70	390	120	390	390
Retirement	72.31	520	160	480	480
Workmans Compensation	21.57	150	50	150	150
Medical/life Insurance	69.46	1,780	110	1,910	1,910
Family Medical Leave Premium	1.13	10	10	20	20
Office & Operating Supplies	1,132.49	7,000	1,000	7,000	7,000
Repairs & Maintenance	810.00	4,000	2,500	4,000	4,000
<b>Total Sidewalks</b>	<b>2,863.10</b>	<b>18,850</b>	<b>5,450</b>	<b>18,950</b>	<b>18,950</b>
<b>Capital Expenditures</b>					
Improvements O/T Buildings	208.98	10,000	6,000	10,000	10,000
<b>Total Capital Expenditures</b>	<b>208.98</b>	<b>10,000</b>	<b>6,000</b>	<b>10,000</b>	<b>10,000</b>
<b>Street Lighting</b>					
Public Utility Services	76,950.76	75,000	86,000	90,000	90,000
Repairs & Maintenance	39,213.45	20,000	20,000	25,000	25,000
<b>Total Street Lighting</b>	<b>116,164.21</b>	<b>95,000</b>	<b>106,000</b>	<b>115,000</b>	<b>115,000</b>
<b>Capital Expenditures</b>					
Grandridge Estates Streetlights	2,460.50	15,000	15,000	10,000	10,000
Cherry Acres Streelights	0.00	1,000	0	1,000	1,000
<b>Total Capital Expenditures</b>	<b>2,460.50</b>	<b>16,000</b>	<b>15,000</b>	<b>11,000</b>	<b>11,000</b>

**City of Grandview ~ 2024 Expenditure Estimates**

<b>Description</b>	<b>2022 Actual</b>	<b>2023 Budget</b>	<b>2023 Projected</b>	<b>2024 Estimate</b>	<b>2024 Proposed</b>
<b>Street Fund</b>					
<b>Traffic Control Devices</b>					
Regular Salaries & Wages	10,101.09	18,000	8,000	18,000	18,000
Overtime	4,613.86	1,500	2,500	1,500	1,500
Social Security	1,198.52	1,500	800	1,500	1,500
Retirement	1,605.29	2,030	1,200	1,860	1,860
Workman's Compensation	583.20	560	400	580	580
Medical/life Insurance	4,029.93	6,460	4,000	6,920	6,920
Family Medical Leave Premium	12.56	40	20	50	50
Uniforms & Clothing	500.00	500	500	500	500
Office & Operating Supplies	14,798.02	15,000	15,000	15,000	15,000
Professional Services	4,085.23	5,600	5,500	5,600	5,600
Travel	0.00	500	250	500	500
Operating Rentals & Leases	0.00	500	0	500	500
Repairs & Maintenance	49,624.88	35,000	35,000	40,000	40,000
Miscellaneous	0.00	1,000	1,000	1,000	1,000
<b>Total Traffic Control Devices</b>	<b>91,152.58</b>	<b>88,190</b>	<b>74,170</b>	<b>93,510</b>	<b>93,510</b>
<b>Capital Expenditures</b>					
Signal Equipment Upgrade	17,860.69	0	0	0	0
Sweeper	0.00	0	0	0	0
<b>Total Capital Expenditures</b>	<b>17,860.69</b>	<b>0</b>	<b>0</b>	<b>0</b>	<b>0</b>
<b>Snow And Ice Control</b>					
Regular Salaries & Wages	11,330.60	20,000	15,000	20,000	20,000
Overtime	5,044.81	20,000	6,000	20,000	20,000
Social Security	1,248.35	3,060	1,610	3,060	3,060
Retirement	1,686.11	4,160	2,190	3,820	3,820
Workman's Compensation	497.54	1,150	630	1,180	1,180
Medical/life Insurance	5,504.91	13,600	13,600	14,560	14,560
Family Medical Leave Premium	26.34	90	40	90	90
Office & Operating Supplies	19,299.73	15,000	15,000	15,000	15,000
Professional Services	0.00	12,000	0	12,000	12,000
Operating Rentals & Leases	0.00	2,500	0	1,000	1,000
Repairs & Maintenance	1,707.30	12,500	5,000	12,500	12,500
<b>Total Snow And Ice Control</b>	<b>46,345.69</b>	<b>104,060</b>	<b>59,070</b>	<b>103,210</b>	<b>103,210</b>

**City of Grandview ~ 2024 Expenditure Estimates**

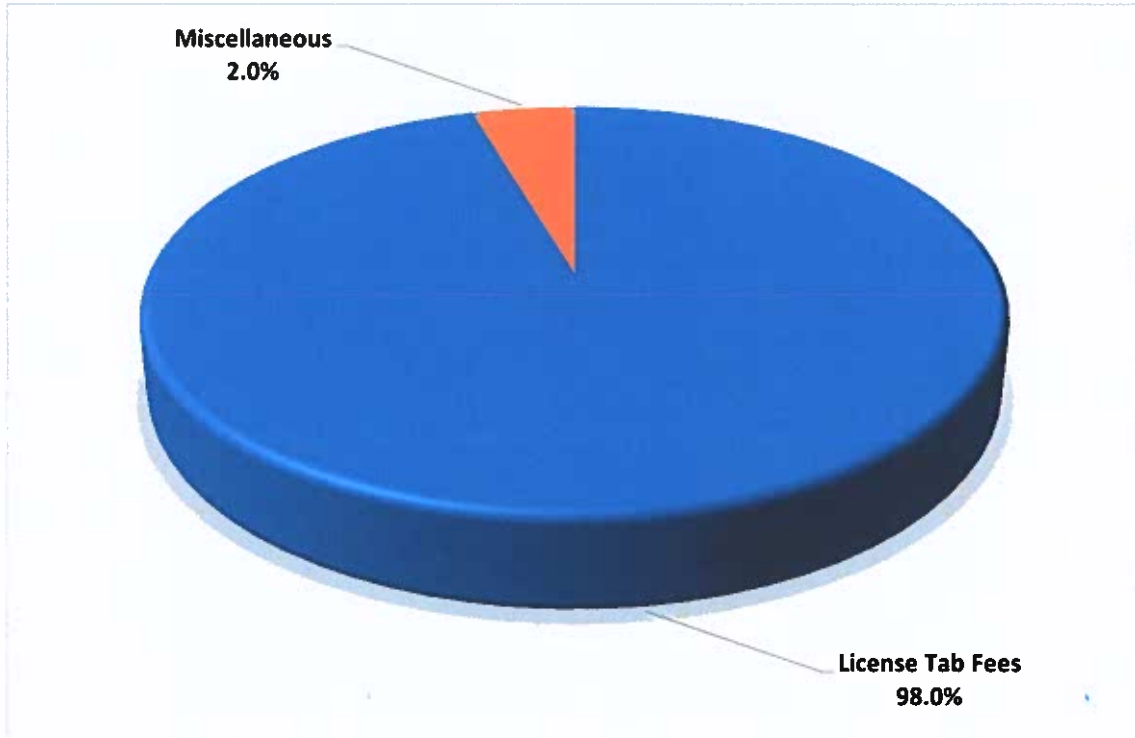
<b>Description</b>	<b>2022 Actual</b>	<b>2023 Budget</b>	<b>2023 Projected</b>	<b>2024 Estimate</b>	<b>2024 Proposed</b>
<b>Street Fund</b>					
<b>Street Cleaning</b>					
Regular Salaries & Wages	2,973.89	8,000	4,800	8,000	8,000
Overtime	2,806.90	2,800	2,200	1,800	1,800
Social Security	439.48	750	550	750	750
Retirement	595.25	1,020	750	940	940
Workman's Compensation	157.94	290	200	290	290
Medical/life Insurance	1,106.26	3,920	3,920	4,200	4,200
Family Medical Leave Premium	9.32	20	20	30	30
Uniforms & Clothing	397.81	400	400	500	500
Office & Operating Supplies	170.40	1,100	500	1,100	1,100
Operating Rentals & Leases	7,500.00	11,000	7,000	12,000	12,000
Public Utility Services	186.19	700	0	700	700
<b>Total Street Cleaning</b>	<b>16,343.44</b>	<b>30,000</b>	<b>20,340</b>	<b>30,310</b>	<b>30,310</b>
<b>Roadside</b>					
Regular Salaries & Wages	52,222.62	66,000	52,000	66,000	66,000
Overtime	6,232.08	5,000	4,300	5,000	5,000
Social Security	4,466.87	5,440	4,310	5,440	5,440
Retirement	4,971.95	8,010	5,850	6,770	6,770
Workman's Compensation	1,896.35	2,040	1,690	2,090	2,090
Medical/life Insurance	12,394.51	20,750	8,020	22,210	22,210
Family Medical Leave Premium	105.44	120	120	160	160
Uniforms & Clothing	600.00	600	600	600	600
Office & Operating Supplies	23,500.75	24,000	22,000	24,000	24,000
Repairs & Maintenance	10,642.51	10,000	8,000	10,000	10,000
Miscellaneous	50.00	700	200	700	700
<b>Total Roadside</b>	<b>117,083.08</b>	<b>142,660</b>	<b>107,090</b>	<b>142,970</b>	<b>142,970</b>
<b>Maintenance Administration</b>					
Regular Salaries & Wages	0.00	100	0	100	100
Wages - Supervision	14,130.15	40,910	40,000	20,000	20,000
Wages - Administration	30,930.07	30,000	30,000	33,000	33,000
Overtime	81.27	200	0	200	200
Longevity	414.45	870	1,000	800	800
Longevity	1,170.72	1,350	1,200	1,400	1,400
Social Security	3,689.61	5,840	5,530	4,250	4,250
Retirement	4,994.45	7,920	7,450	5,290	5,290
Workman's Compensation	437.24	1,440	1,400	1,080	1,080
Medical/life Insurance	8,688.63	10,540	10,000	11,280	11,280
Family Medical Leave Premium	67.88	100	120	120	120
Office & Operating Supplies	17.94	300	100	300	300
Communications	176.83	250	250	250	250
Insurance	11,306.75	14,800	14,800	15,000	15,000
Miscellaneous	0.00	250	0	250	250
<b>Total Maintenance Administration</b>	<b>76,105.99</b>	<b>114,870</b>	<b>111,850</b>	<b>93,320</b>	<b>93,320</b>

**City of Grandview ~ 2024 Expenditure Estimates**

<b>Description</b>	<b>2022 Actual</b>	<b>2023 Budget</b>	<b>2023 Projected</b>	<b>2024 Estimate</b>	<b>2024 Proposed</b>
<b>Street Fund</b>					
<b>Street Construction</b>					
OIE Hwy	8,921.78	2,726,710	995,000	2,057,000	2,057,000
McCreadie Rd Roundabout	122,578.20	1,478,750	1,291,700	187,050	187,050
W 5th and Elm Street Overlay	0.00	524,000	524,000	0	0
Stover Railroad Crossing Improvements	0.00	100,000	100,000	987,000	987,000
WCR Sidewalk/Pathway	0.00	42,500	42,500	464,000	464,000
Stormwtr Improv - Larson/W 5th/Butternut	0.00	1,075,000	225,000	850,000	850,000
<b>Total Streets Construction</b>	<b>131,499.98</b>	<b>5,946,960</b>	<b>3,178,200</b>	<b>4,545,050</b>	<b>4,545,050</b>
<b>Transfer Out to SIED Loan Euclid/WCR</b>	<b>23,300.00</b>	<b>23,300</b>	<b>23,300</b>	<b>23,300</b>	<b>23,300</b>
<b>Ending Fund Balance</b>					
Ending Fund Balance - Restricted	50,000.00	5,500	5,500	5,500	5,500
Ending Fund Balance - Assigned	369,296.66	225,250	351,790	188,660	188,660
<b>Total Ending Fund Balance</b>	<b>419,296.66</b>	<b>230,750</b>	<b>357,290</b>	<b>194,160</b>	<b>194,160</b>
<b>Total Street Fund</b>	<b>1,142,213.40</b>	<b>6,960,935</b>	<b>4,165,360</b>	<b>5,519,990</b>	<b>5,519,990</b>

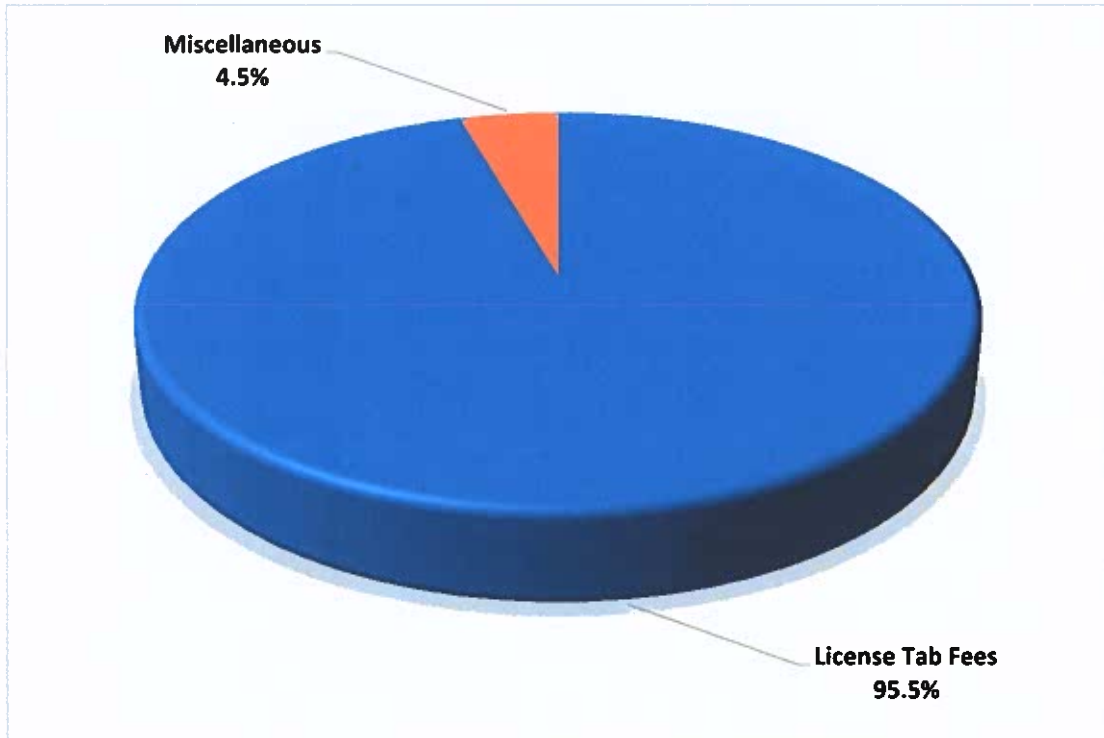
**City of Grandview  
2023 Budget  
Transportation Benefit District Fund**

Revenues	Amount	
License Tab Fees	\$ 185,000	98.0%
Miscellaneous	3,850	2.0%
<b>Total Revenues</b>	<b>\$ 188,850</b>	



**City of Grandview  
2024 Budget  
Transportation Benefit District Fund**

Revenues	Amount	
License Tab Fees	\$ 190,000	95.5%
Miscellaneous	9,000	4.5%
<b>Total Revenues</b>	<b>\$ 199,000</b>	



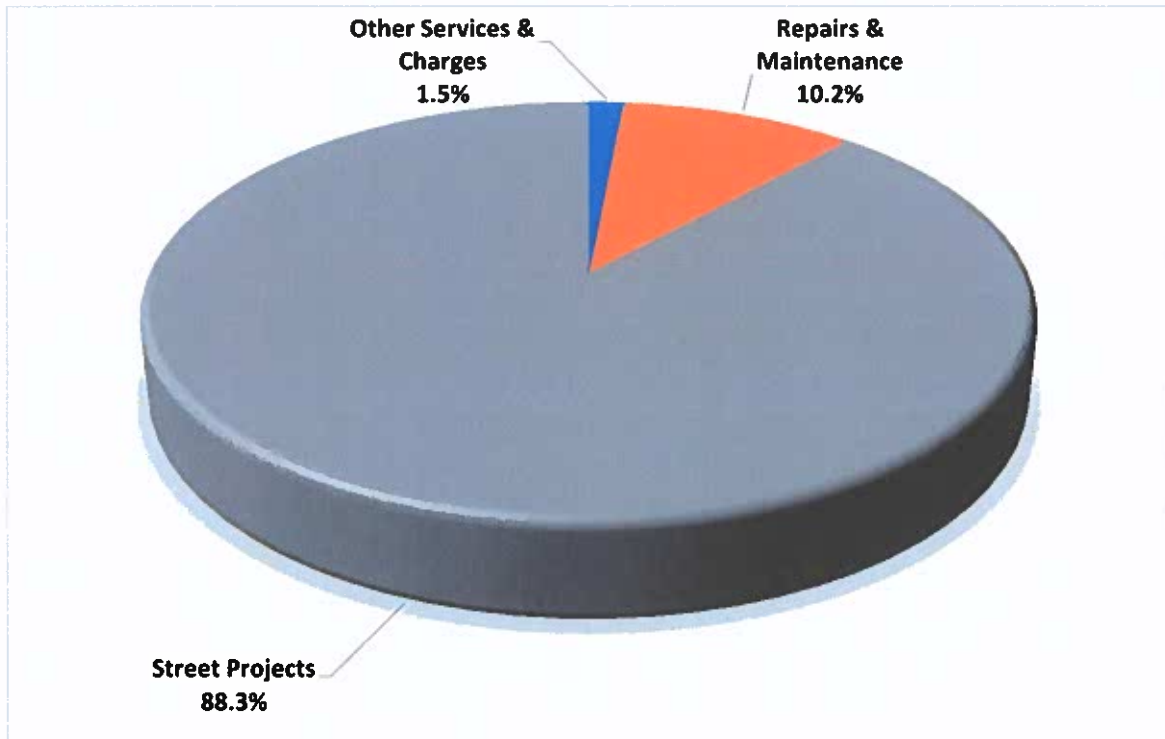


**City of Grandview ~ 2024 Revenue Estimates**

<b>Description</b>	<b>2022 Actual</b>	<b>2023 Budget</b>	<b>2023 Projected</b>	<b>2024 Estimate</b>	<b>2024 Proposed</b>
<b>Transportation Benefit District</b>					
Beginning Fund Balance - Restricted	358,789.07	520,440	519,660	431,460	431,460
<b>Total Beginning Cash Balance</b>	<b>358,789.07</b>	<b>520,440</b>	<b>519,660</b>	<b>431,460</b>	<b>431,460</b>
<b>Taxes</b>					
License Tab Fees	192,197.60	185,000	192,000	190,000	190,000
<b>Total Taxes</b>	<b>192,197.60</b>	<b>185,000</b>	<b>192,000</b>	<b>190,000</b>	<b>190,000</b>
<b>Miscellaneous Revenues</b>					
Investment Interest	5,754.07	3,850	13,000	9,000	9,000
<b>Total Miscellaneous Revenues</b>	<b>5,754.07</b>	<b>3,850</b>	<b>13,000</b>	<b>9,000</b>	<b>9,000</b>
<b>Total Transportation Benefit District</b>	<b>556,740.74</b>	<b>709,290</b>	<b>724,660</b>	<b>630,460</b>	<b>630,460</b>

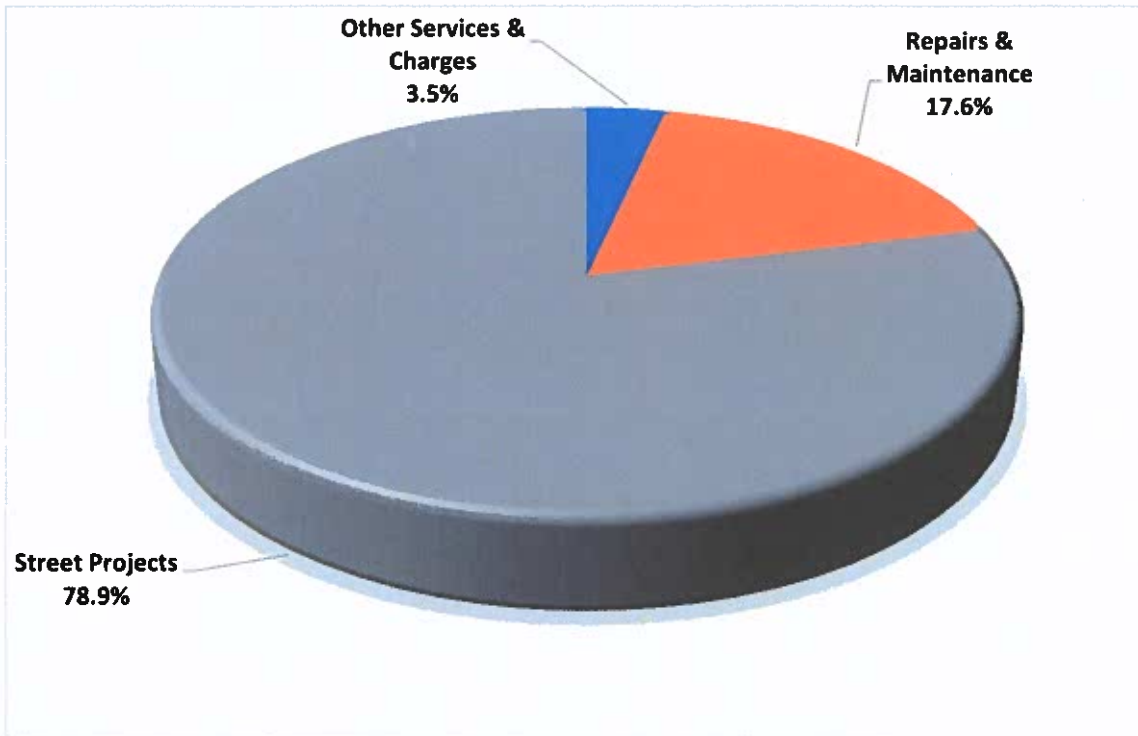
**City of Grandview  
2023 Budget  
Transportation Benefit District Fund**

Expenditures	Amount	
Other Services & Charges	\$ 7,000	1.5%
Repairs & Maintenance	48,000	10.2%
Street Projects	414,550	88.3%
<b>Total Expenditures</b>	<b>\$ 469,550</b>	



**City of Grandview  
2024 Budget  
Transportation Benefit District Fund**

Expenditures	Amount	
Other Services & Charges	\$ 10,000	3.5%
Repairs & Maintenance	50,000	17.6%
Street Projects	224,250	78.9%
Total Expenditures	\$ 284,250	



**FUND:** TRANSPORTATION BENEFIT DISTRICT

**PROGRAM:** TRANSPORTATION BENEFIT DISTRICT

**PROGRAM STATEMENT**

The Grandview Transportation Benefit District(TBD) is a program which will provide maintenance such as seal coats, grind and overlays and/or transportation related new construction. The TBD was formed by the Grandview City Council in 2011. It is governed by the city council. The primary funding source for the TBD will be vehicle license tab fees paid at the time of license renewal. The district began collecting these fees in February 2012.

**Staffing Level**

City Clerk	Minimal and as needed
City Treasurer	Minimal and as needed

**Overview of Ongoing and Present Activities** - None

**Notable Changes in 2024** –

- WCR Sidewalk/Pathway	\$ 74,500
- Stormwater Improvement – Larson/W 5 <sup>th</sup> /Butternut	\$ 149,750

**Mandated Programs – Federal and State**

The operation of the Grandview Transportation Benefit District is according to Revised Code of Washington 36.73.

**Revenue Generated**

License Tab Fees	\$190,000
------------------	-----------

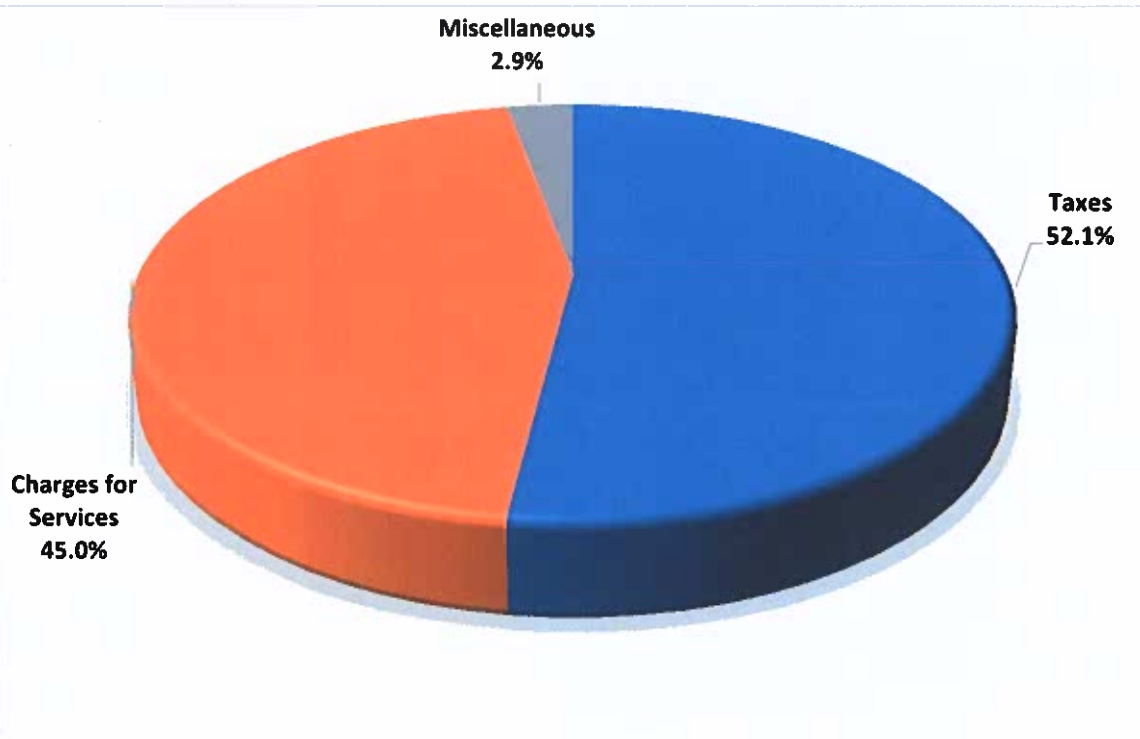
**Equipment and Vehicles Assigned** – None

**City of Grandview ~ 2024 Expenditure Estimates**

<b>Description</b>	<b>2022 Actual</b>	<b>2023 Budget</b>	<b>2023 Projected</b>	<b>2024 Estimate</b>	<b>2024 Proposed</b>
<b>Transportation Benefit District</b>					
<b>TBD</b>					
Professional Services	26,426.36	7,000	5,000	10,000	10,000
Repairs & Maintenance	10,096.39	48,000	48,000	50,000	50,000
Stormwtr Improv - Larson/W 5th/Butternut	560.77	0	0	0	0
<b>Total Operating Expenses</b>	<b>37,083.52</b>	<b>55,000</b>	<b>53,000</b>	<b>60,000</b>	<b>60,000</b>
<b>Street Construction</b>					
Rocky Ford Overlay	0.00	120,000	95,400	0	0
W 5th and Elm Street Overlay	0.00	98,300	98,300	0	0
Stormwtr Improv - Larson/W 5th/Butternut	0.00	189,750	40,000	149,750	149,750
WCR Sidewalk/Pathway	0.00	6,500	6,500	74,500	74,500
<b>Total TBD Street Construction</b>	<b>0.00</b>	<b>414,550</b>	<b>240,200</b>	<b>224,250</b>	<b>224,250</b>
<b>Ending Fund Balance</b>					
Ending Fund Balance - Restricted	519,657.22	239,740	431,460	346,210	346,210
<b>Total Ending Fund Balance</b>	<b>519,657.22</b>	<b>239,740</b>	<b>431,460</b>	<b>346,210</b>	<b>346,210</b>
<b>Total TBD Fund</b>	<b>556,740.74</b>	<b>709,290</b>	<b>724,660</b>	<b>630,460</b>	<b>630,460</b>

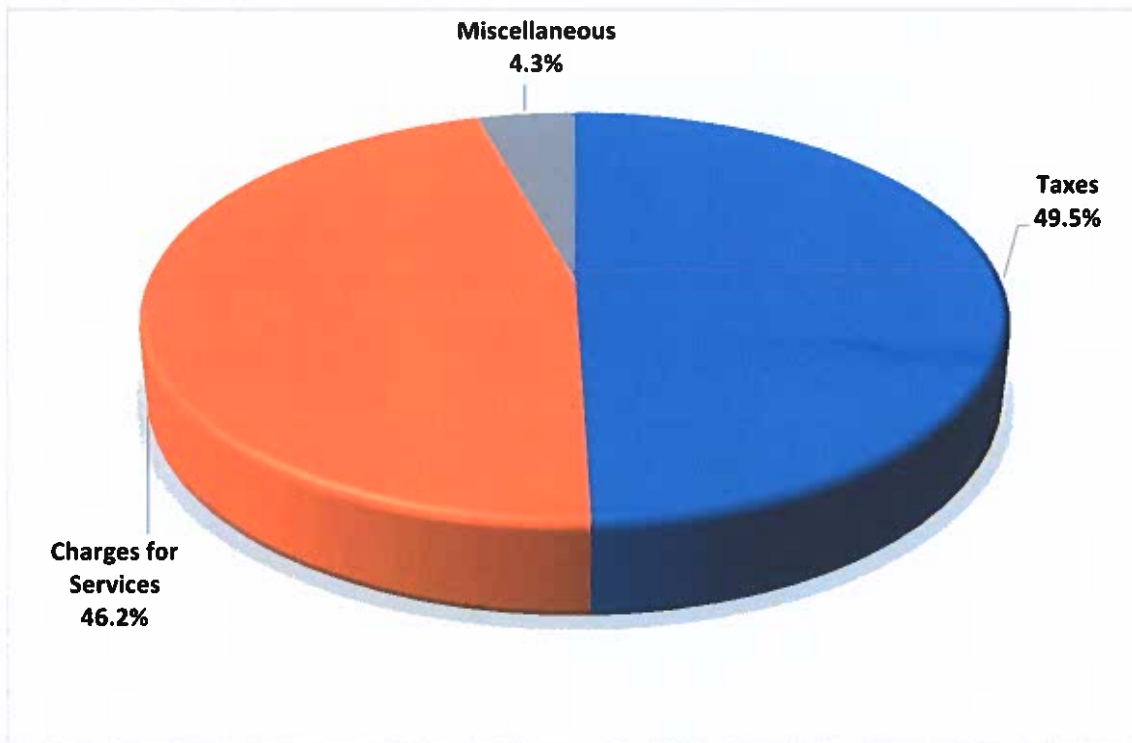
**City of Grandview  
2023 Budget  
Cemetery Fund**

Revenues	Amount	
Taxes	\$ 99,400	52.1%
Charges for Services	86,000	45.0%
Miscellaneous	5,550	2.9%
<b>Total Revenues</b>	<b>\$ 190,950</b>	



**City of Grandview  
2024 Budget  
Cemetery Fund**

Revenues	Amount	
Taxes	\$ 105,000	49.5%
Charges for Services	98,000	46.2%
Miscellaneous	9,050	4.3%
<b>Total Revenues</b>	<b>\$ 212,050</b>	



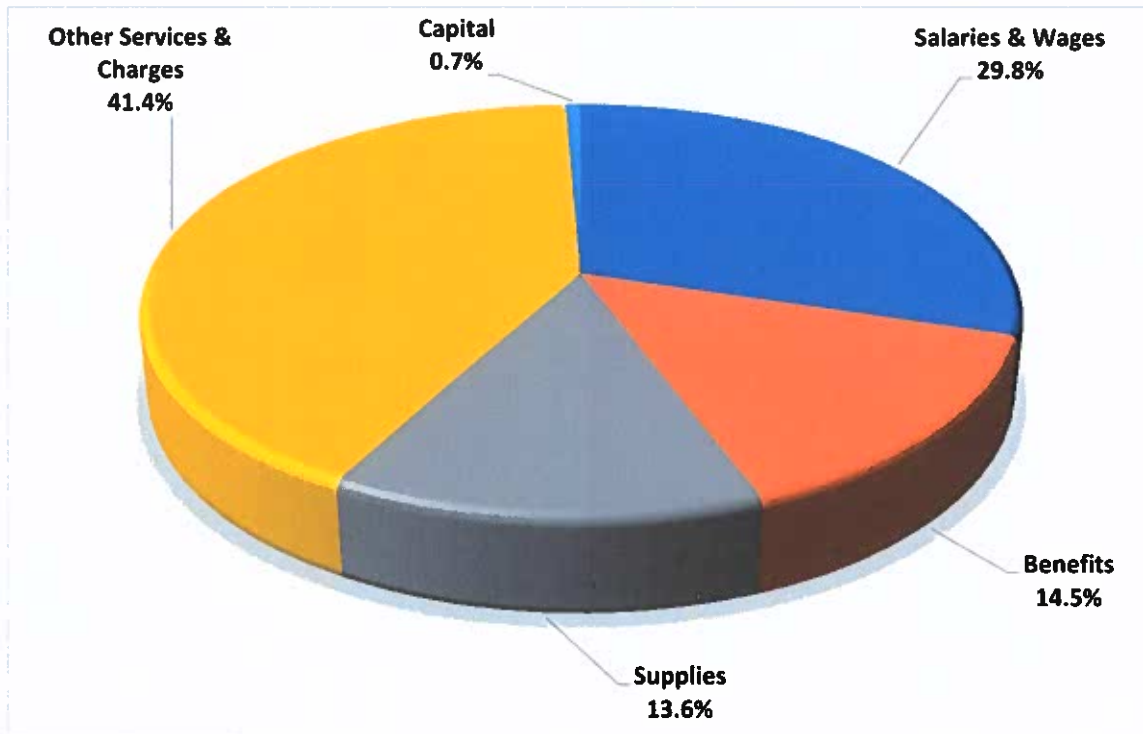
**City of Grandview ~ 2024 Revenue Estimates**

<b>Description</b>	<b>2022 Actual</b>	<b>2023 Budget</b>	<b>2023 Projected</b>	<b>2024 Estimate</b>	<b>2024 Proposed</b>
<b>Cemetery Fund</b>					
Beginning Fund Balance - Assigned	50,000.00	50,000	50,000	20,000	20,000
Beginning Fund Balance - Assigned	159,275.95	200,710	199,790	174,080	174,080
<b>Total Beginning Cash Balance</b>	<b>209,275.95</b>	<b>250,710</b>	<b>249,790</b>	<b>194,080</b>	<b>194,080</b>
<b>Taxes</b>					
Local Sales Taxes	98,523.97	99,400	103,000	105,000	105,000
<b>Total Taxes</b>	<b>98,523.97</b>	<b>99,400</b>	<b>103,000</b>	<b>105,000</b>	<b>105,000</b>
<b>Charges for Goods and Services</b>					
Sale of Lots	44,115.00	24,000	47,000	30,000	30,000
Sale of Liners	20,525.00	18,000	23,000	18,000	18,000
Opening & Closing	44,920.00	32,000	38,000	35,000	35,000
Setting Markers	20,995.00	12,000	16,000	15,000	15,000
<b>Total Charges for Goods and Services</b>	<b>130,555.00</b>	<b>86,000</b>	<b>124,000</b>	<b>98,000</b>	<b>98,000</b>
<b>Miscellaneous Revenues</b>					
Investment Interest	7,694.94	5,500	13,000	9,000	9,000
Other Miscellaneous Revenue	0.00	50	50	50	50
<b>Total Miscellaneous Revenues</b>	<b>7,694.94</b>	<b>5,550</b>	<b>13,050</b>	<b>9,050</b>	<b>9,050</b>
<b>Total Cemetery Fund</b>	<b>446,049.86</b>	<b>441,660</b>	<b>489,840</b>	<b>406,130</b>	<b>406,130</b>



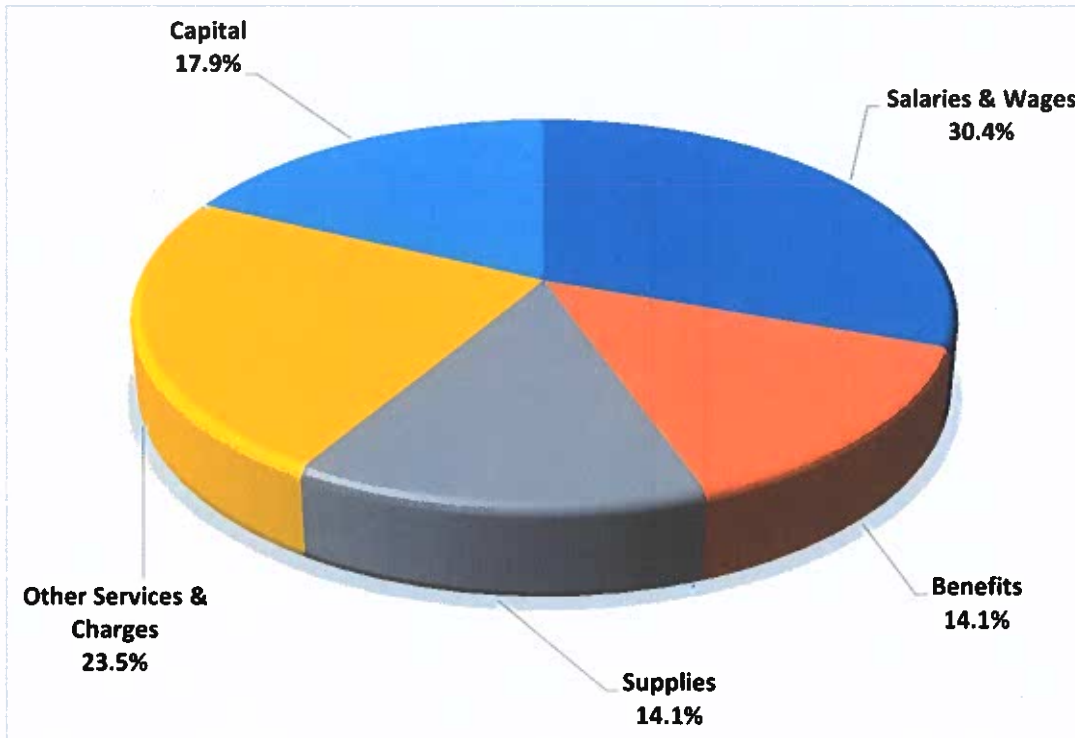
**City of Grandview  
2023 Budget  
Cemetery Fund**

<b>Expenditures</b>	<b>Amount</b>	
Salaries & Wages	\$ 90,000	29.8%
Benefits	43,970	14.5%
Supplies	41,250	13.6%
Other Services & Charges	125,300	41.4%
Capital	2,000	0.7%
<b>Total Expenditures</b>	<b>\$ 302,520</b>	



**City of Grandview  
2024 Budget  
Cemetery Fund**

<b>Expenditures</b>	<b>Amount</b>	
Salaries & Wages	\$ 100,100	30.4%
Benefits	46,340	14.1%
Supplies	46,200	14.1%
Other Services & Charges	77,150	23.5%
Capital	59,000	17.9%
<b>Total Expenditures</b>	<b>\$ 328,790</b>	



**FUND:** CEMETERY

**PROGRAM:** CEMETERY SERVICES

**PROGRAM STATEMENT**

This program has the responsibility for the maintenance of the cemetery grounds and interments. It is also responsible for the proper setting of headstones and temporary markers.

**Staffing Level**

City Admin/PW Director	0.050	City Treasurer	0.050
Public Works Director	0.100	Accounting Clerk	0.025
Public Works Foreman	0.100	Public Works Maintenance Technician	<u>0.800</u>
Public Works Assistant	0.100		1.225 FTE

**Overview of Ongoing and Present Activities**

- Responsible for the irrigation and mowing maintenance of the eight-acres of cemetery grounds.
- Responsible for all new headstone settings.
- Responsible for opening/closing of funeral services.

**Notable Changes in 2024**

- Big Guns	\$ 5,000
- Plate Whacker	\$ 4,000
- Expansion of new area (roads, mapping & landscaping)	\$ 50,000
- New Cemetery Engineering	\$ 10,000

**Mandated Programs – Federal and State**

- Maintenance and Operations mandated by State Regulations

**Revenue Generated**

Sale of Lots	\$30,000
Sale of Liners	\$18,000
Opening & closing	\$35,000
Headstone Setting	<u>\$15,000</u>
Total	\$98,000

**Equipment and Vehicles Assigned** – All equipment and vehicles are shared within the Public Works Department.

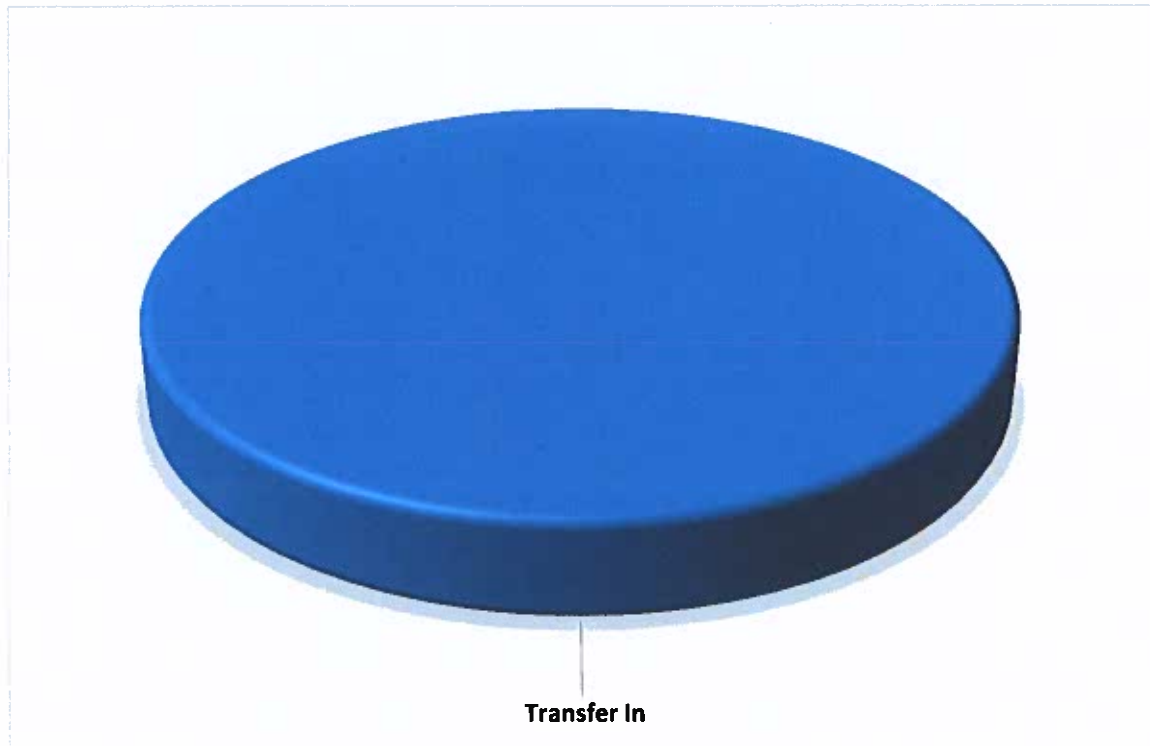
1 – Nissan Rogue	1 – Full size truck
2 – 1 Ton Trucks	1 – Mixer
2 – Backhoes	2 – Tractors
3 – Weedeaters	4 – Mowers
1 – Grass Sweeper	1 – Mule

**City of Grandview ~ 2024 Expenditure Estimates**

<b>Description</b>	<b>2022 Actual</b>	<b>2023 Budget</b>	<b>2023 Projected</b>	<b>2024 Estimate</b>	<b>2024 Proposed</b>
<b>Cemetery Fund</b>					
<b>Cemetery Services</b>					
Regular Salaries & Wages	54,176.08	52,000	52,000	55,000	55,000
Wages - Supervision	3,970.75	16,610	25,800	22,000	22,000
Wages - Administration	17,104.93	17,000	18,000	18,000	18,000
Overtime	5,047.45	3,500	4,000	4,000	4,000
Longevity	182.27	410	300	400	400
Longevity	615.71	480	650	700	700
Social Security	6,274.33	7,130	7,750	7,660	7,660
Retirement	8,024.75	9,690	10,280	9,540	9,540
Workman's Compensation	2,228.57	2,680	2,970	2,950	2,950
Medical/life Insurance	10,721.72	23,520	23,040	25,170	25,170
Family Medical Leave Premium	128.78	150	200	220	220
Uniforms & Clothing	810.34	800	800	800	800
Office & Operating Supplies	28,558.90	25,000	23,000	30,000	30,000
Liners Purchased For Resale	11,220.01	16,000	11,000	16,000	16,000
Small Tools & Minor Equipment	0.00	250	0	200	200
Professional Services	7,598.97	30,000	27,000	22,000	22,000
Advertising	0.00	200	100	200	200
Niche Wall Engraving	0.00	500	0	500	500
New Cemetery Engineering	6,845.00	50,000	50,000	10,000	10,000
Communications	851.01	900	900	1,000	1,000
Travel	0.00	100	0	100	100
Operating Rentals & Leases	11,480.00	13,000	12,150	13,000	13,000
Insurance	1,360.58	1,850	1,820	1,850	1,850
Public Utility Services	7,454.86	8,750	8,500	8,500	8,500
Repairs & Maintenance	11,086.98	18,000	13,000	18,000	18,000
Miscellaneous	516.87	2,000	1,500	2,000	2,000
<b>Total Cemetery Services</b>	<b>196,258.86</b>	<b>300,520</b>	<b>294,760</b>	<b>269,790</b>	<b>269,790</b>
<b>Capital Expenditures</b>					
Improvements O/T Buildings	0.00	2,000	1,000	50,000	50,000
Big Guns	0.00	0	0	5,000	5,000
Plate Whacker	0.00	0	0	4,000	4,000
<b>Total Capital Expenditures</b>	<b>0.00</b>	<b>2,000</b>	<b>1,000</b>	<b>59,000</b>	<b>59,000</b>
<b>Ending Fund Balance</b>					
Ending Fund Balance - Assigned	50,000.00	20,000	20,000	20,000	20,000
Ending Fund Balance - Assigned	199,791.00	119,140	174,080	57,340	57,340
<b>Total Ending Fund Balance</b>	<b>249,791.00</b>	<b>139,140</b>	<b>194,080</b>	<b>77,340</b>	<b>77,340</b>
<b>Total Cemetery Fund</b>	<b>446,049.86</b>	<b>441,660</b>	<b>489,840</b>	<b>406,130</b>	<b>406,130</b>

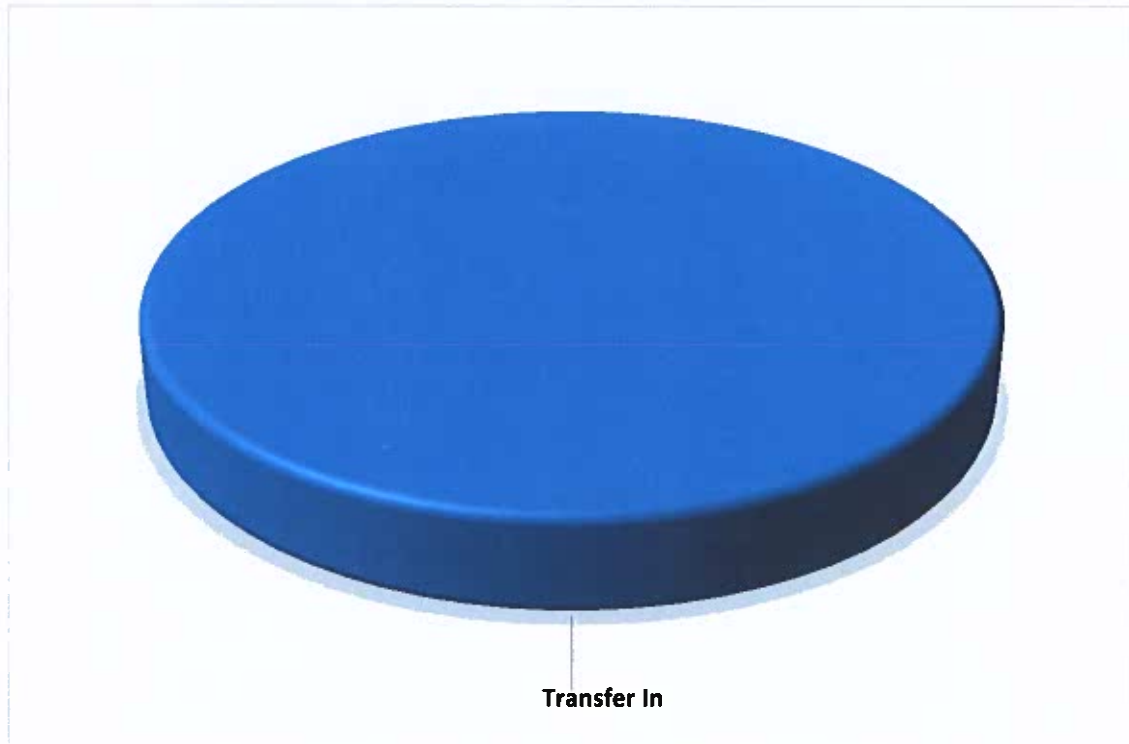
**City of Grandview  
2023 Budget  
SIED Loan - Euclid Fund**

Revenues	Amount	
Transfer In from Street	\$ 23,300	100.0%
<b>Total Revenues</b>	<b>\$ 23,300</b>	



**City of Grandview  
2024 Budget  
SIED Loan - Euclid Fund**

Revenues	Amount	
Transfer In from Street	\$ 23,300	100.0%
<b>Total Revenues</b>	<b>\$ 23,300</b>	

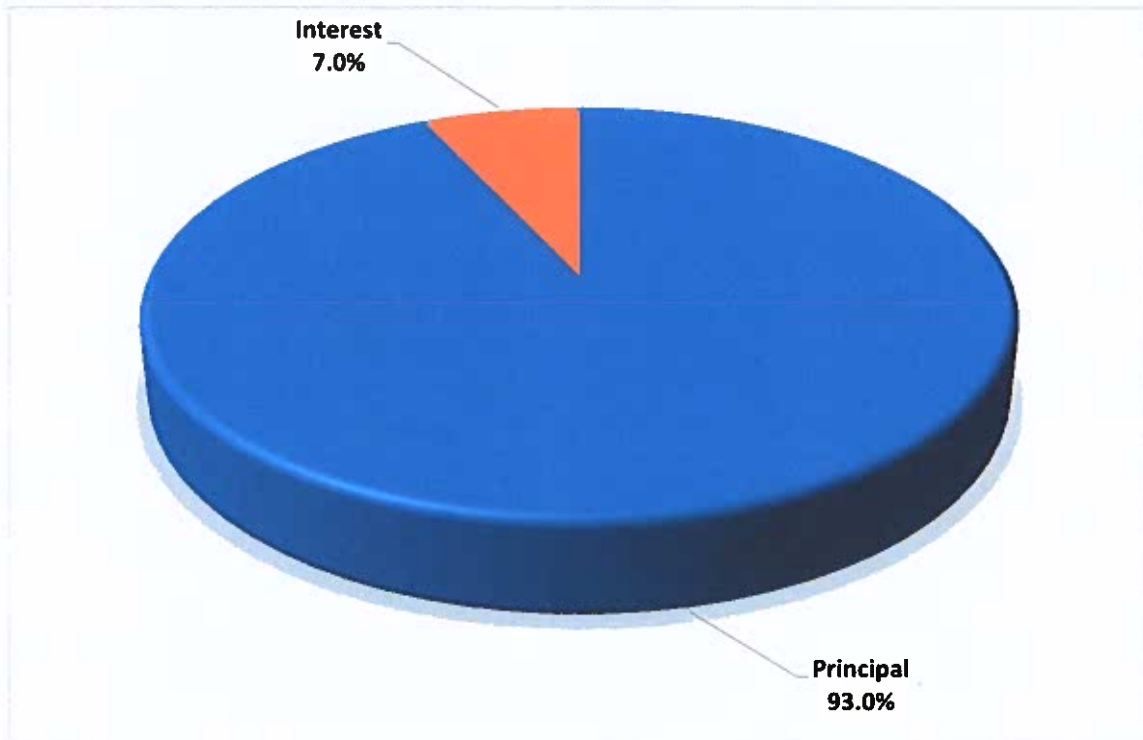


**City of Grandview ~ 2024 Revenue Estimates**

<b>Description</b>	<b>2022 Actual</b>	<b>2023 Budget</b>	<b>2023 Projected</b>	<b>2024 Estimate</b>	<b>2024 Proposed</b>
<b>SIED Loan - Euclid/WCR Fund</b>					
Beginning Fund Balance - Restricted	12.06	10	10	15	15
<b>Total Beginning Cash Balance</b>	<b>12.06</b>	<b>10</b>	<b>10</b>	<b>15</b>	<b>15</b>
Transfer In from Street Fund	23,300.00	23,300	23,300	23,300	23,300
<b>Total Contributions and Transfers-In</b>	<b>23,300.00</b>	<b>23,300</b>	<b>23,300</b>	<b>23,300</b>	<b>23,300</b>
<b>Total SIED Loan - Euclid/WCR Fund</b>	<b>23,312.06</b>	<b>23,310</b>	<b>23,310</b>	<b>23,315</b>	<b>23,315</b>

**City of Grandview  
2023 Budget  
SIED Loan - Euclid Fund**

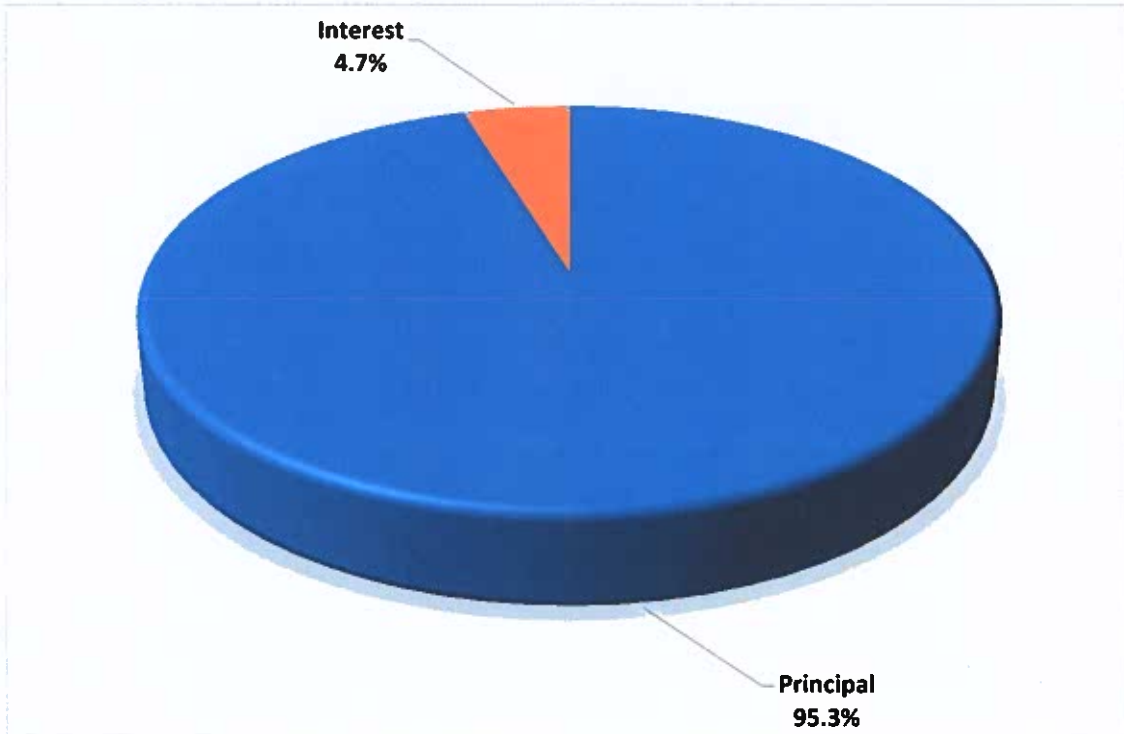
Expenditures	Amount	
Principal	\$ 21,675	93.0%
Interest	1,625	7.0%
<b>Total Expenditures</b>	<b>\$ 23,300</b>	





**City of Grandview  
2024 Budget  
SIED Loan - Euclid Fund**

Expenditures	Amount	
Principal	\$ 22,200	95.3%
Interest	1,100	4.7%
<b>Total Expenditures</b>	<b>\$ 23,300</b>	



**FUND:** SIED LOAN – EUCLID/WCR IMPROVEMENTS

**PROGRAM:** EUCLID/WCR IMPROVEMENTS DEBT SERVICE

**PROGRAM STATEMENT**

The City of Grandview and Yakima County entered into a Supporting Investments in Economic Diversification (SIED) contract for Euclid/Wine Country Road improvements. The project was constructed with a combination of City, Private and County Funds. This Fund is in place to satisfy the loan portion of the project. The City was to receive contributions totaling \$64,000 from FruitSmart Inc. to go towards the repayment of the loan. This amount was satisfied in 2018. The City will be responsible for repayment of the loan which will be satisfied in the year 2025.

**Staffing Level** – None budgeted

**Overview of Ongoing and Present Activities** – None

**Notable Changes in 2024** – None

**Mandated Programs – Federal and State** - None

**Revenue Generated** – A transfer of \$23,300 from the Street Fund will be used to make the debt obligation payment.

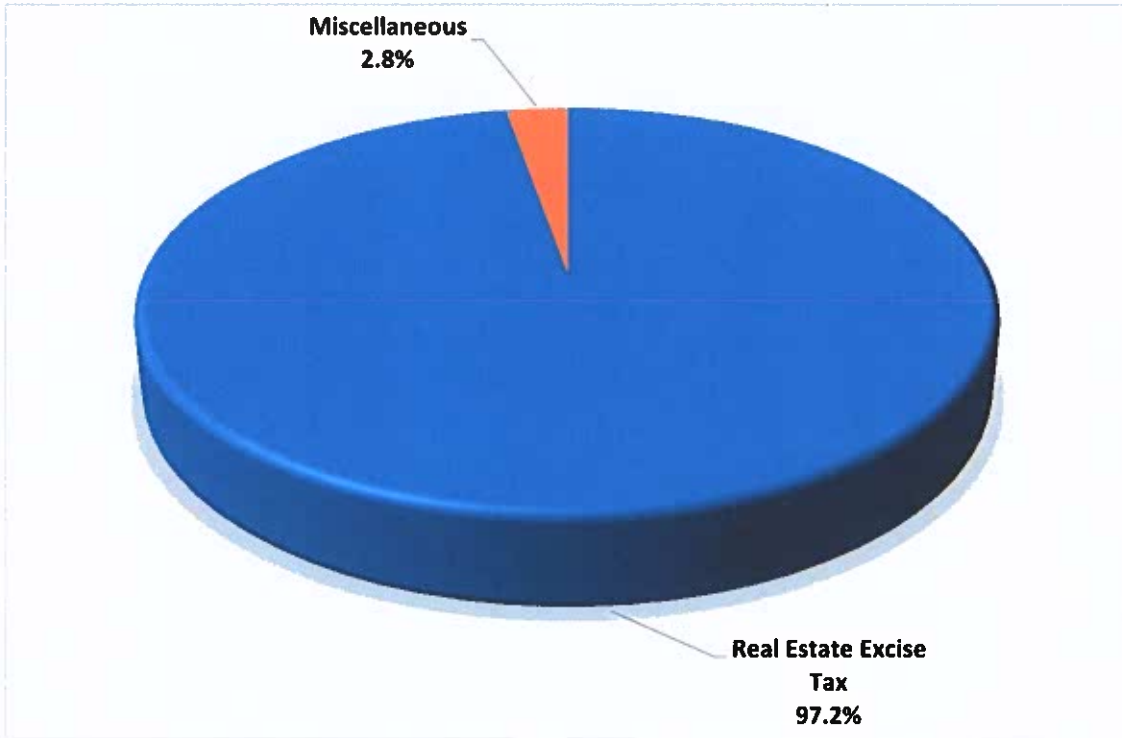
**Equipment and Vehicles Assigned** - None

**City of Grandview ~ 2024 Expenditure Estimates**

<b>Description</b>	<b>2022 Actual</b>	<b>2023 Budget</b>	<b>2023 Projected</b>	<b>2024 Estimate</b>	<b>2024 Proposed</b>
<b>SIED Loan - Euclid/WCR Fund</b>					
SIED Loan Principal	21,156.76	21,675	21,670	22,200	22,200
SIED Loan Interest	2,141.71	1,625	1,625	1,100	1,100
Ending Fund Balance - Restricted	13.59	10	15	15	15
<b>Total SIED Loan - Euclid/WCR Fund</b>	<b>23,312.06</b>	<b>23,310</b>	<b>23,310</b>	<b>23,315</b>	<b>23,315</b>

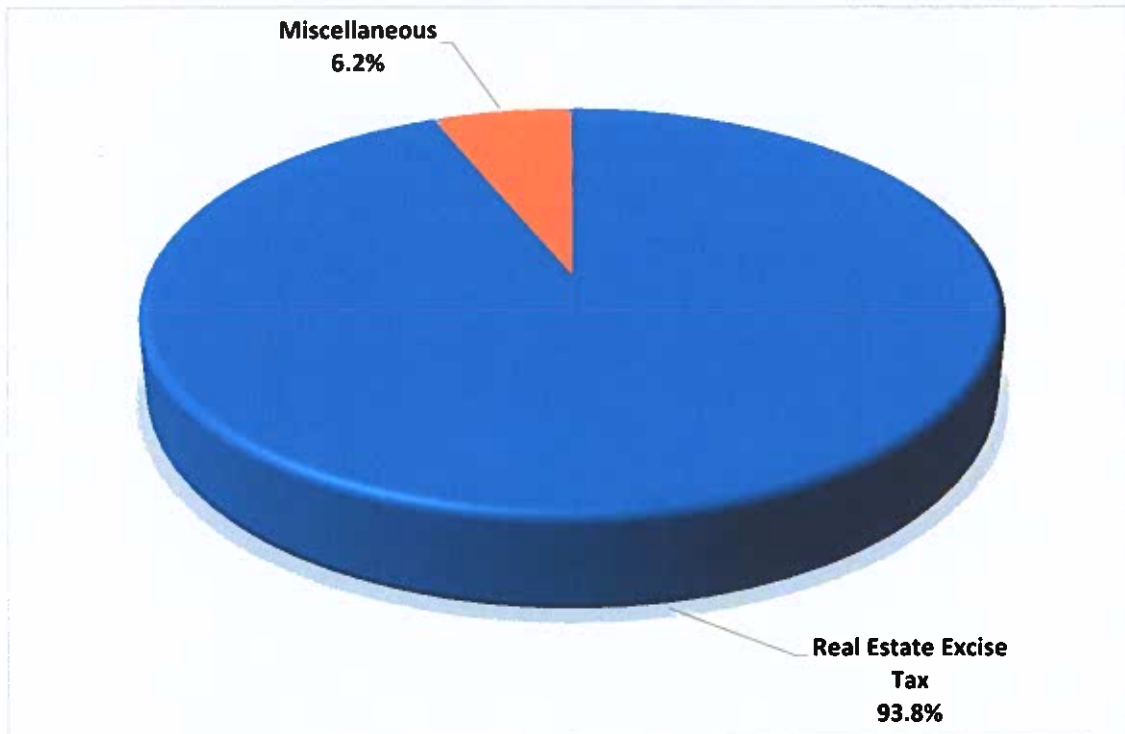
**City of Grandview  
2023 Budget  
Capital Improvements Fund**

Revenues	Amount	
Real Estate Excise Tax	\$ 250,000	97.2%
Miscellaneous	7,150	2.8%
<b>Total Revenues</b>	<b>\$ 257,150</b>	



**City of Grandview  
2024 Budget  
Capital Improvements Fund**

Revenues	Amount	
Real Estate Excise Tax	\$ 250,000	93.8%
Miscellaneous	16,500	6.2%
<b>Total Revenues</b>	<b>\$ 266,500</b>	

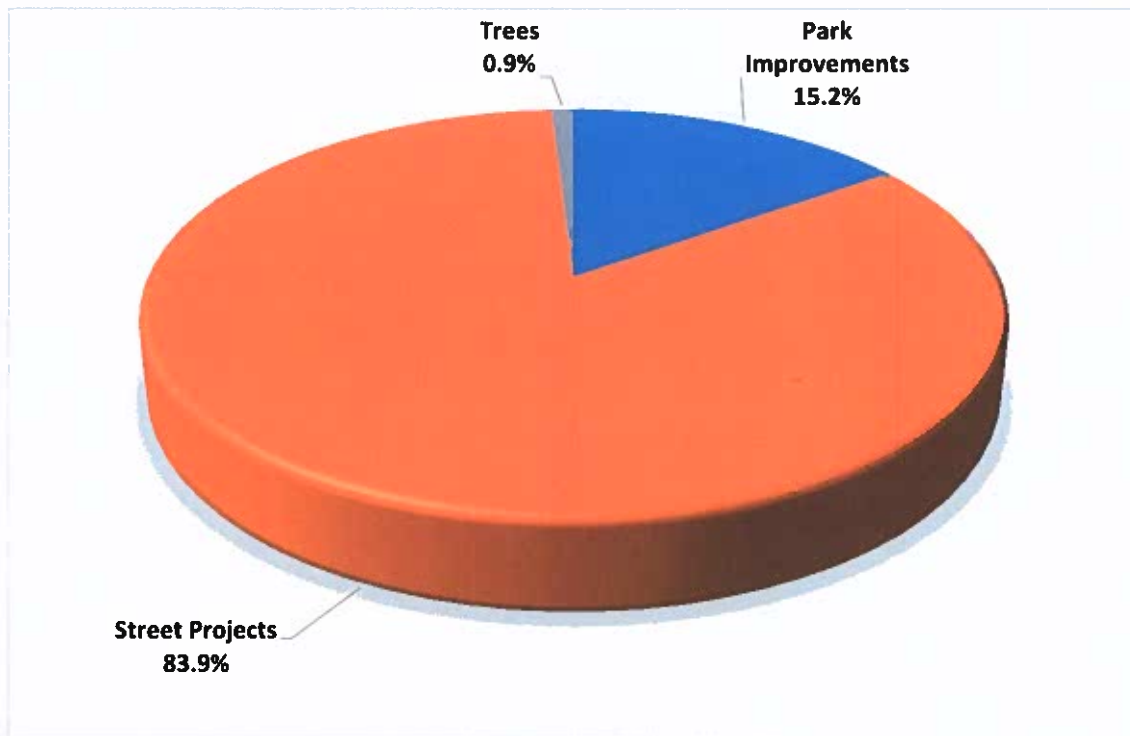


**City of Grandview ~ 2024 Revenue Estimates**

<b>Description</b>	<b>2022 Actual</b>	<b>2023 Budget</b>	<b>2023 Projected</b>	<b>2024 Estimate</b>	<b>2024 Proposed</b>
<b>Capital Improvements Fund</b>					
Beginning Fund Balance - Assigned	814,546.97	1,033,780	1,033,050	910,350	910,350
<b>Total Beginning Cash Balance</b>	<b>814,546.97</b>	<b>1,033,780</b>	<b>1,033,050</b>	<b>910,350</b>	<b>910,350</b>
<b>Taxes</b>					
Real Estate Excise Tax	301,090.38	250,000	275,000	250,000	250,000
<b>Total Taxes</b>	<b>301,090.38</b>	<b>250,000</b>	<b>275,000</b>	<b>250,000</b>	<b>250,000</b>
<b>Miscellaneous Revenues</b>					
Investment Interest	12,335.16	7,150	24,000	16,500	16,500
<b>Total Miscellaneous Revenues</b>	<b>12,335.16</b>	<b>7,150</b>	<b>24,000</b>	<b>16,500</b>	<b>16,500</b>
<b>Total Capital Improvements Fund</b>	<b>1,127,972.51</b>	<b>1,290,930</b>	<b>1,332,050</b>	<b>1,176,850</b>	<b>1,176,850</b>

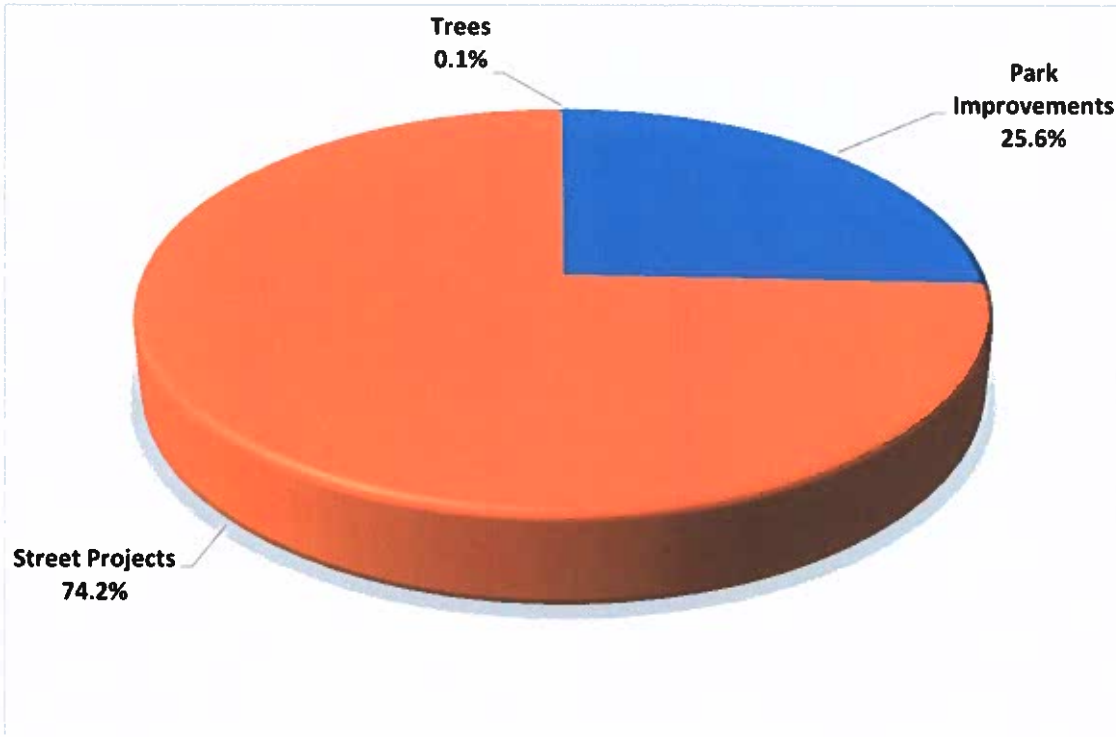
**City of Grandview  
2023 Budget  
Capital Improvements Fund**

<b>Expenditures</b>	<b>Amount</b>	
Park Improvements	\$ 160,000	15.2%
Street Projects	885,000	83.9%
Trees	10,000	0.9%
<b>Total Expenditures</b>	<b>\$ 1,055,000</b>	



**City of Grandview  
2024 Budget  
Capital Improvements Fund**

Expenditures	Amount	
Park Improvements	\$ 220,000	25.6%
Street Projects	637,000	74.2%
Trees	1,000	0.1%
<b>Total Expenditures</b>	<b>\$ 858,000</b>	





**FUND:** CAPITAL IMPROVEMENTS

**PROGRAM:** CAPITAL IMPROVEMENTS

**PROGRAM STATEMENT**

The Capital Improvements Fund is required by RCW 82.46 when a municipality has chosen to impose the Real Estate Excise Tax. The purpose of the fund is to account for the Real Estate Excise Taxes collected at the time of sale of real property within the City. The use of the taxes is restricted to capital projects.

**Staffing Level** – None

**Overview of Ongoing and Present Activities** – None

**Notable Changes in 2024** –

- McCreddie Road Roundabout	\$ 310,000
- Pool Splash Pad	\$ 200,000
- OIE Highway Grant Match	\$ 327,000
- Dykstra & Bren Park Restrooms	\$ 20,000

**Mandated Programs – Federal and State**

Authorized uses of these funds are for capital projects. Capital projects are public works projects of a local government that involve planning, acquisition, construction, reconstruction, repair, replacement, rehabilitation, or improvements of the following: streets, roads, highways, sidewalks, street and road lighting systems, traffic signals, bridges, domestic water systems, storm and sanitary sewers, parks, recreational facilities, law enforcement facilities, fire protection facilities, trails, libraries, administrative and/or judicial facilities, and river and/or waterway flood control projects. These tax revenues can be used solely for financing capital projects specified in a capital facilities plan element of a comprehensive plan (RCW 36.70A.040) and housing relocation assistance under RCW 59.18.440 and 59.18.450.

**Revenue Generated**

Real Estate Excise Tax \$250,000

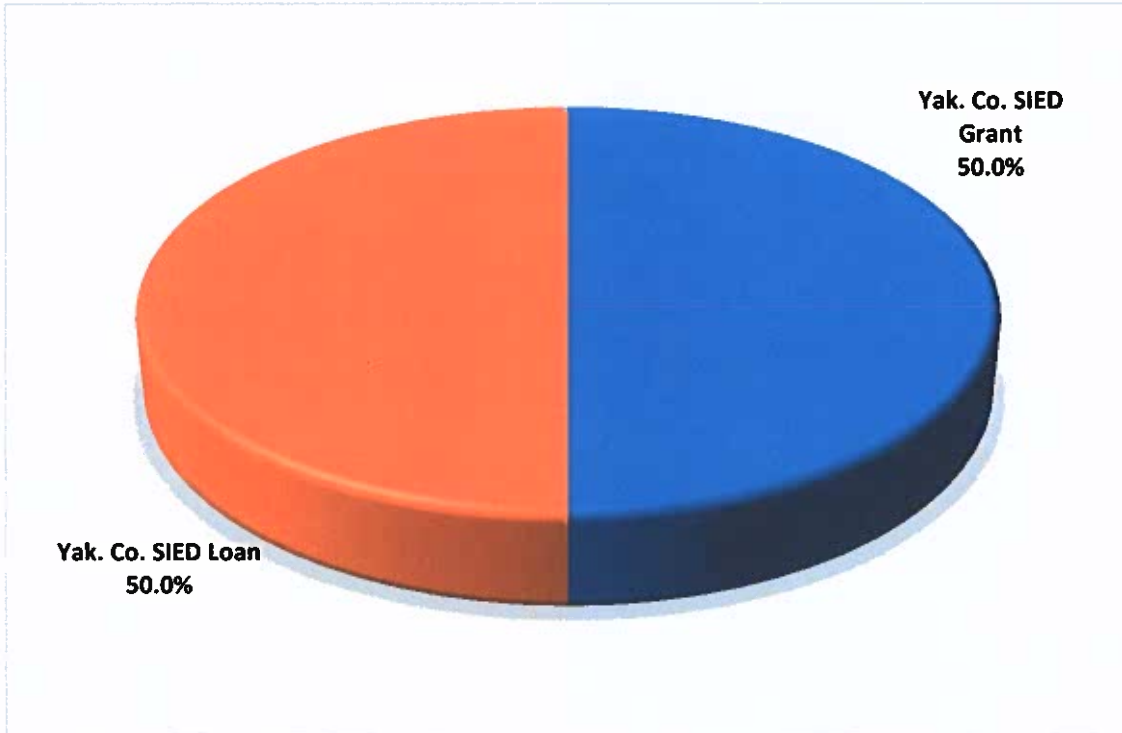
**Equipment and Vehicles Assigned** - None

**City of Grandview ~ 2024 Expenditure Estimates**

<b>Description</b>	<b>2022 Actual</b>	<b>2023 Budget</b>	<b>2023 Projected</b>	<b>2024 Estimate</b>	<b>2024 Proposed</b>
<b>Capital Improvement Fund</b>					
<b>Capital Expenditures</b>					
McCreadie Road Roundabout	13,619.80	470,000	160,000	310,000	310,000
Pool Splash Pad	0.00	10,000	3,000	150,000	200,000
Pool Tank Restoration	81,304.37	30,000	6,200	0	0
Dykstra & Bren Park Restroom	0.00	120,000	100,000	20,000	20,000
OIE Hwy Improvements	0.00	415,000	147,500	327,000	327,000
<b>Total Capital Expenditures</b>	<b>94,924.17</b>	<b>1,045,000</b>	<b>416,700</b>	<b>807,000</b>	<b>857,000</b>
<b>Roadside Development</b>					
Trees	0.00	10,000	5,000	1,000	1,000
<b>Total Roadside Development</b>	<b>0.00</b>	<b>10,000</b>	<b>5,000</b>	<b>1,000</b>	<b>1,000</b>
<b>Ending Fund Balance</b>					
Ending Fund Balance - Assigned	1,033,048.34	235,930	910,350	368,850	318,850
<b>Total Ending Fund Balance</b>	<b>1,033,048.34</b>	<b>235,930</b>	<b>910,350</b>	<b>368,850</b>	<b>318,850</b>
<b>Total Capital Improvements Fund</b>	<b>1,127,972.51</b>	<b>1,290,930</b>	<b>1,332,050</b>	<b>1,176,850</b>	<b>1,176,850</b>

**City of Grandview  
2023 Budget  
WCR & McCreadie Utilities Fund**

Revenues	Amount	
Yak. Co. SIED Grant	\$ 259,050	50.0%
Yak. Co. SIED Loan	259,050	50.0%
<b>Total Revenues</b>	<b>\$ 518,100</b>	



**City of Grandview  
2024 Budget  
WCR & McCreadie Utilities Fund**

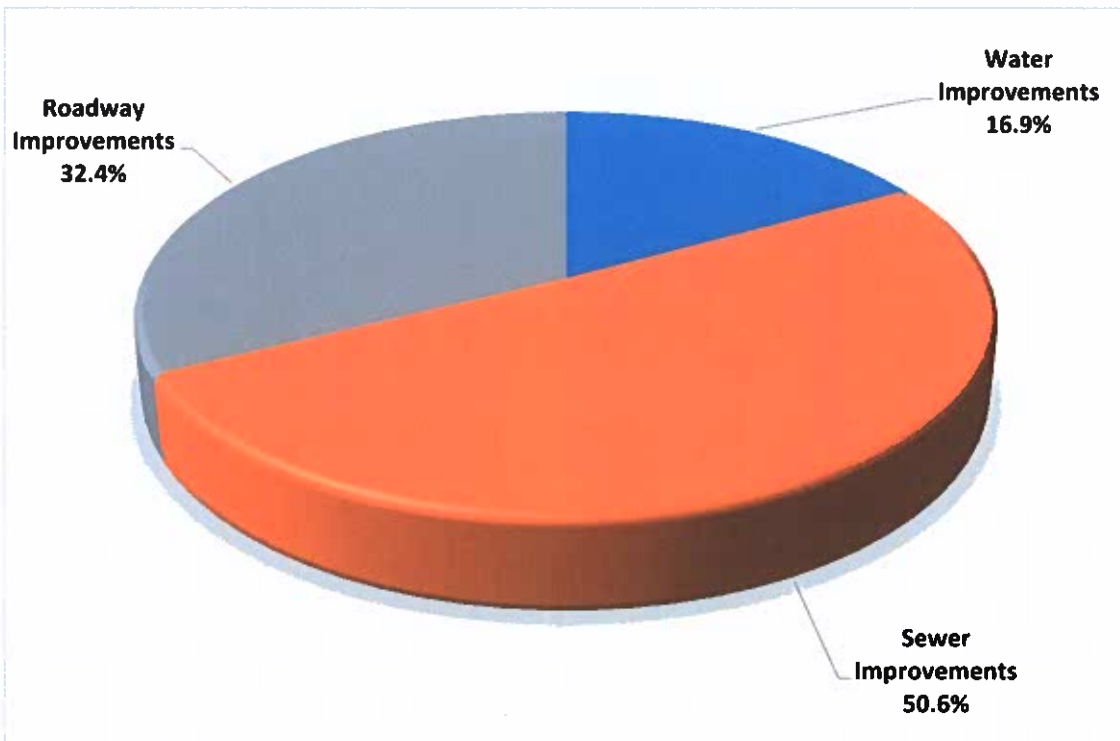
<b>Revenues</b>	<b>Amount</b>	
Yak. Co. SIED Grant	\$ -	0.0%
Yak. Co. SIED Loan	-	0.0%
<b>Total Revenues</b>	<b>\$ -</b>	

**City of Grandview ~ 2024 Revenue Estimates**

<b>Description</b>	<b>2022 Actual</b>	<b>2023 Budget</b>	<b>2023 Projected</b>	<b>2024 Estimate</b>	<b>2024 Proposed</b>
<b>WCR &amp; McCreadie Utilities Fund</b>					
Beginning Fund Balance - Restricted	0.00	0	0	0	0
<b>Total Beginning Cash Balance</b>	<b>0.00</b>	<b>0</b>	<b>0</b>	<b>0</b>	<b>0</b>
<b>Intergovernmental Revenues</b>					
Yakima Co. SIED Grant	0.00	259,050	259,050	0	0
<b>Total Intergovernmental Revenues</b>	<b>0.00</b>	<b>259,050</b>	<b>259,050</b>	<b>0</b>	<b>0</b>
<b>Other Financing Sources</b>					
Yakima Co. SIED Loan	0.00	259,050	259,050	0	0
<b>Total Other Financing Sources</b>	<b>0.00</b>	<b>259,050</b>	<b>259,050</b>	<b>0</b>	<b>0</b>
<b>Total WCR &amp; McCreadie Utilities Fund</b>	<b>0.00</b>	<b>518,100</b>	<b>518,100</b>	<b>0</b>	<b>0</b>

**City of Grandview  
2023 Budget  
WCR & McCreadie Utilities Fund**

<b>Expenditures</b>	<b>Amount</b>	
Water Improvements	\$ 87,600	16.9%
Sewer Improvements	262,400	50.6%
Roadway Improvements	168,100	32.4%
<b>Total Revenues</b>	<b>\$ 518,100</b>	



**City of Grandview  
2024 Budget  
WCR & McCreadie Utilities Fund**

<b>Expenditures</b>	<b>Amount</b>	
Water Improvements	\$ -	0.0%
Sewer Improvements	-	0.0%
Roadway Improvements	-	0.0%
<b>Total Revenues</b>	<b>\$ -</b>	

**FUND:** WCR & McCREADIE UTILITIES – SIED LOAN & GRANT

**PROGRAM:** WCR & McCREADIE UTILITIES

**PROGRAM STATEMENT**

The City of Grandview and Yakima County entered into a Supporting Investments in Economic Development (SIED) contract for the Wine Country Road & McCreadie utility improvements. The project includes the construction of new storm drain facilities and extending water and sewer to the north side of Wine Country Road. These improvements support the City's continuing economic development efforts.

**Staffing Level** – None budgeted

**Overview of Ongoing and Present Activities** – Project began construction in spring of 2023 and was finished in the fall of 2023.

**Notable Changes in 2024** – The loan amount on this project was \$259,050. The repayment period on the loan is 10 years and the first annual payment will be made in June 2024.

**Mandated Programs – Federal and State**

**Revenue Generated** - None

**Equipment and Vehicles Assigned** - None

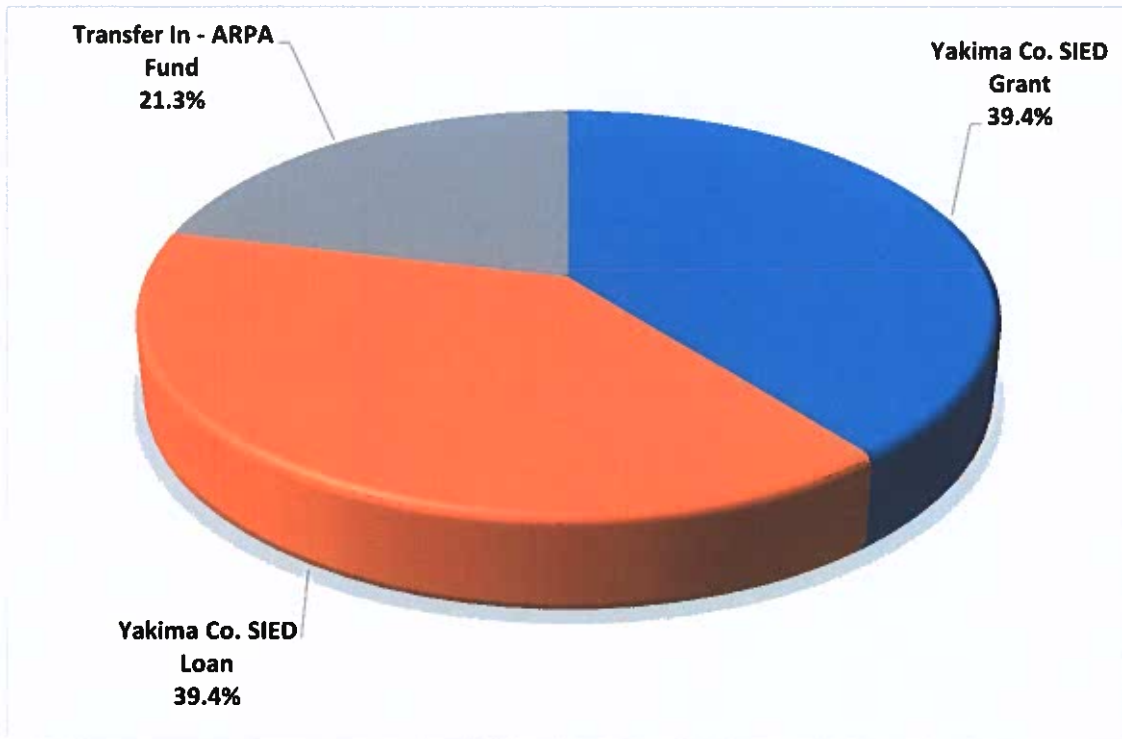


**City of Grandview ~ 2024 Expenditure Estimates**

<b>Description</b>	<b>2022 Actual</b>	<b>2023 Budget</b>	<b>2023 Projected</b>	<b>2024 Estimate</b>	<b>2024 Proposed</b>
<b>WCR &amp; McCreadie Utilities Fund</b>					
<b>Capital Expenditures</b>					
WCR-McCreadie Water Improvements	0.00	87,600	87,600	0	0
WCR-McCreadie Sewer Improvements	0.00	262,400	262,400	0	0
WCR-McCreadie Roadway Improvements	0.00	168,100	168,100	0	0
<b>Total Capital Expenditures</b>	<b>0.00</b>	<b>518,100</b>	<b>518,100</b>	<b>0</b>	<b>0</b>
<b>Ending Fund Balance</b>					
Ending Fund Balance - Restricted	0.00	0	0	0	0
<b>Total Ending Fund Balance</b>	<b>0.00</b>	<b>0</b>	<b>0</b>	<b>0</b>	<b>0</b>
<b>Total WCR &amp; McCreadie Utilities Fund</b>	<b>0.00</b>	<b>518,100</b>	<b>518,100</b>	<b>0</b>	<b>0</b>

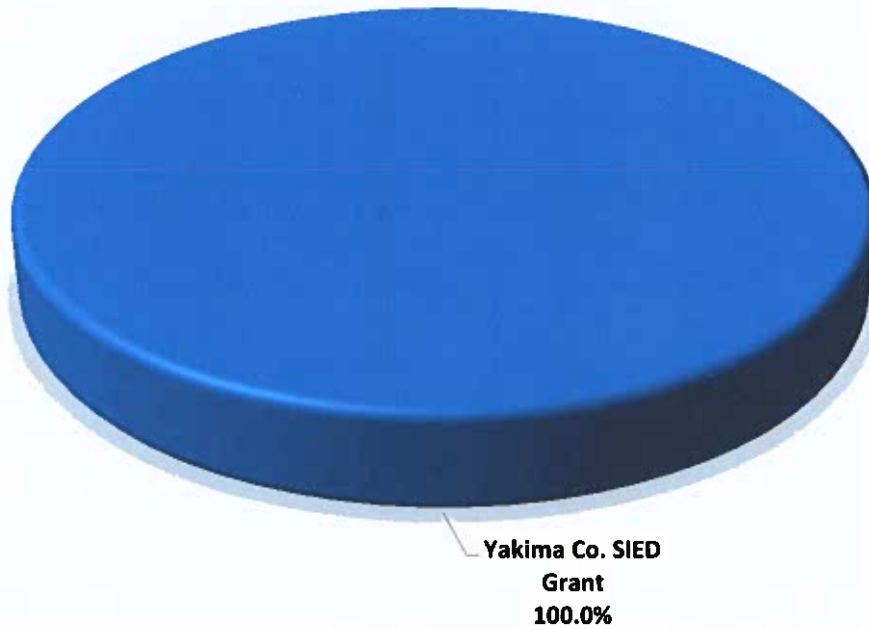
**City of Grandview  
2023 Budget  
WCR & Higgins Improvements Fund**

Revenues	Amount	
Yakima Co. SIED Grant	\$ 766,500	39.4%
Yakima Co. SIED Loan	766,500	39.4%
Transfer In - ARPA Fund	414,000	21.3%
<b>Total Revenues</b>	<b>\$ 1,947,000</b>	



**City of Grandview  
2024 Budget  
WCR & Higgins Improvements Fund**

Revenues	Amount	
Yakima Co. SIED Grant	\$ 766,500	100.0%
Yakima Co. SIED Loan	-	0.0%
Transfer In - ARPA Fund	-	0.0%
<b>Total Revenues</b>	<b>\$ 766,500</b>	

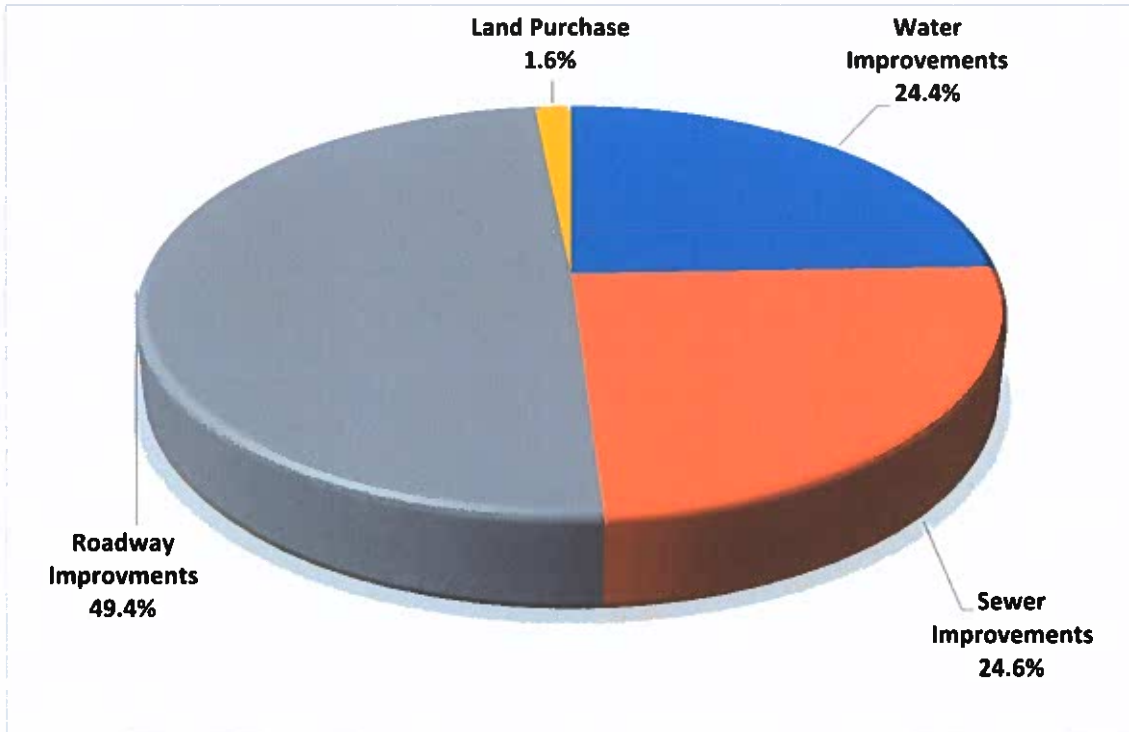


**City of Grandview ~ 2024 Revenue Estimates**

<b>Description</b>	<b>2022 Actual</b>	<b>2023 Budget</b>	<b>2023 Projected</b>	<b>2024 Estimate</b>	<b>2024 Proposed</b>
<b>WCR &amp; Higgins Improvements Fund</b>					
Beginning Fund Balance - Restricted	0.00	0	0	509,500	509,500
<b>Total Beginning Cash Balance</b>	<b>0.00</b>	<b>0</b>	<b>0</b>	<b>509,500</b>	<b>509,500</b>
<b>Intergovernmental Revenues</b>					
Yakima Co. SIED Grant	0.00	766,500	0	766,500	766,500
<b>Total Intergovernmental Revenues</b>	<b>0.00</b>	<b>766,500</b>	<b>0</b>	<b>766,500</b>	<b>766,500</b>
<b>Other Financing Sources</b>					
Yakima Co. SIED Loan	0.00	766,500	766,500	0	0
Transfer In - ARPA Fund	0.00	414,000	414,000	0	0
<b>Total Other Financing Sources</b>	<b>0.00</b>	<b>1,180,500</b>	<b>1,180,500</b>	<b>0</b>	<b>0</b>
<b>Total WCR &amp; Higgins Improvements Fund</b>	<b>0.00</b>	<b>1,947,000</b>	<b>1,180,500</b>	<b>1,276,000</b>	<b>1,276,000</b>

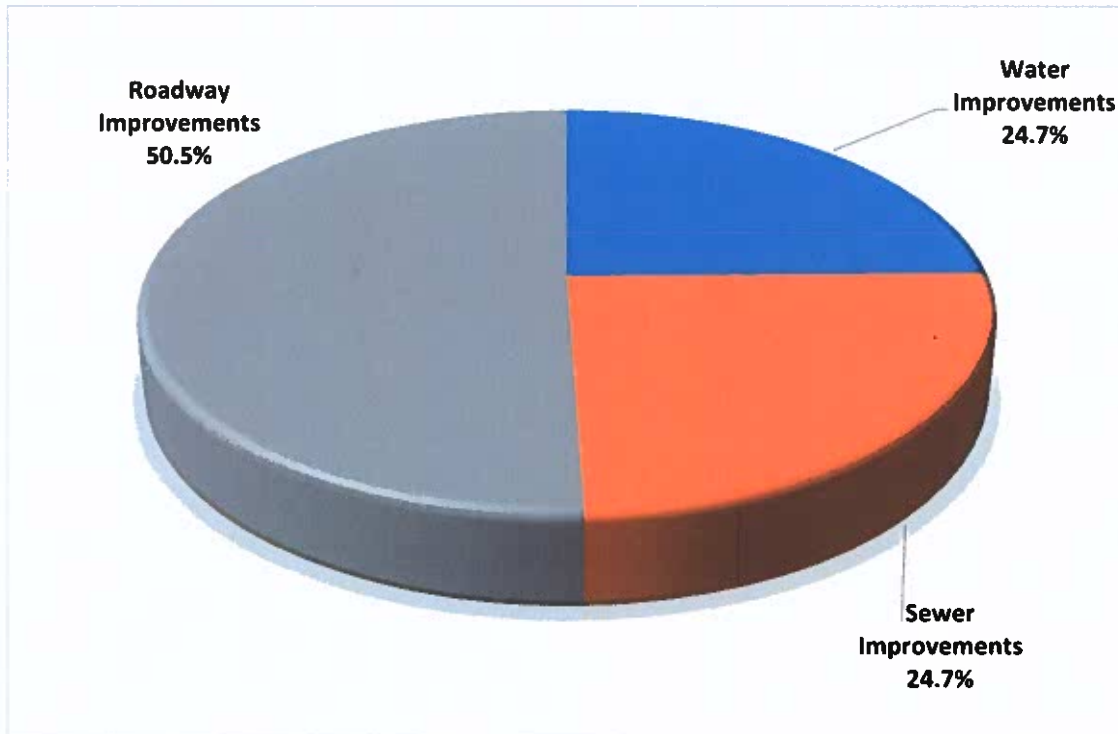
**City of Grandview  
2023 Budget  
WCR & Higgins Improvements Fund**

Expenditures	Amount	
Water Improvements	\$ 475,500	24.4%
Sewer Improvements	478,500	24.6%
Roadway Improvments	962,000	49.4%
Land Purchase	31,000	1.6%
<b>Total Expenditures</b>	<b>\$ 1,947,000</b>	



**City of Grandview  
2024 Budget  
WCR & Higgins Improvements Fund**

<b>Expenditures</b>	<b>Amount</b>	
Water Improvements	\$ 315,500	24.7%
Sewer Improvements	315,500	24.7%
Roadway Improvements	645,000	50.5%
Land Purchase	-	0.0%
<b>Total Expenditures</b>	<b>\$ 1,276,000</b>	



**FUND:** WCR & HIGGINS IMPROVEMENTS – SIED LOAN & GRANT

**PROGRAM:** WCR & HIGGINS IMPROVEMENTS (TRUCK PLAZA)

**PROGRAM STATEMENT**

The City of Grandview and Yakima County entered into a Supporting Investments in Economic Development (SIED) contract for Wine Country Road & Higgins Way Plaza Improvements. The project will construct water and sewer mains, and include road widening, curb and gutter, and sidewalks on the east side of the road on Wine Country Road from East Stover north to Higgins Way. This project extends city utilities to the Port of Grandview Property.

**Staffing Level** – None budgeted

**Overview of Ongoing and Present Activities** – Project began construction late 2023 and is to be completed in 2024.

**Notable Changes in 2024** – The loan amount on this project was \$766,208. The repayment period on the loan is 10 years and the first annual payment will be made in June 2025. The developer of the truck plaza will be making the payment to the city and the city will then turn around and make the payment to Yakima County.

**Mandated Programs – Federal and State**

**Revenue Generated** - None

**Equipment and Vehicles Assigned** - None

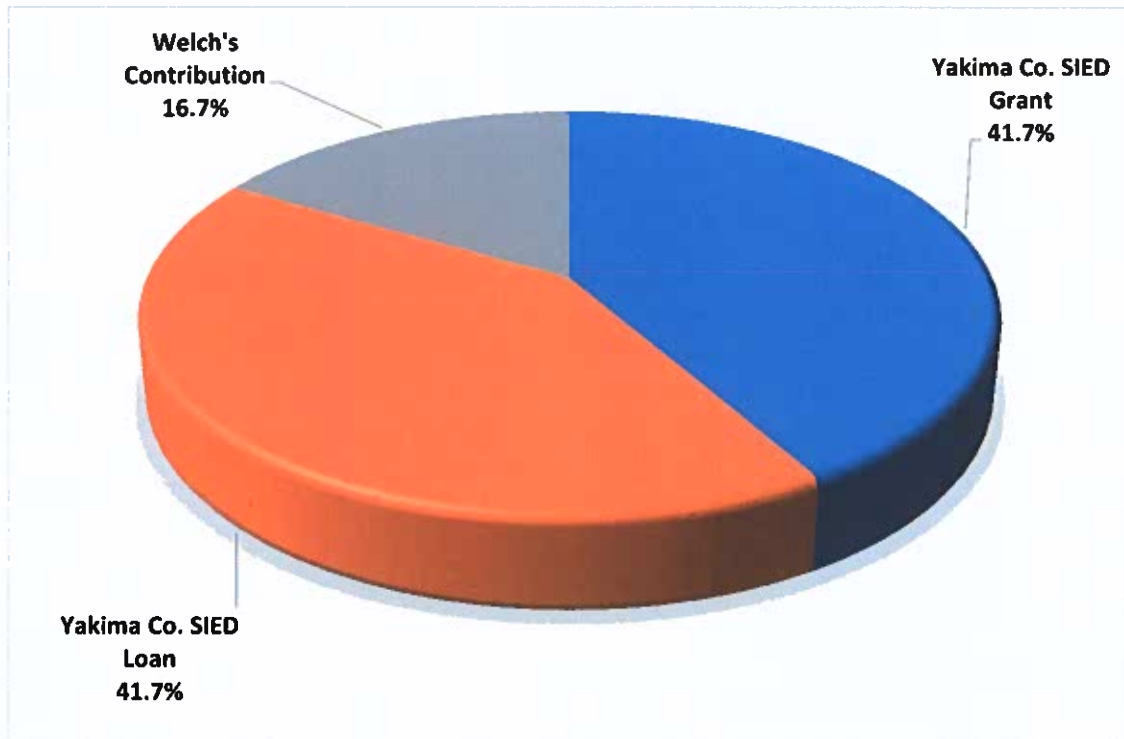
**City of Grandview ~ 2024 Expenditure Estimates**

<b>Description</b>	<b>2022 Actual</b>	<b>2023 Budget</b>	<b>2023 Projected</b>	<b>2024 Estimate</b>	<b>2024 Proposed</b>
<b>WCR &amp; Higgins Improvements Fund</b>					
<b>Capital Expenditures</b>					
WCR-Higgins Water Improvements	0.00	475,500	160,000	315,500	315,500
WCR-Higgins Sewer Improvements	0.00	478,500	160,000	315,500	315,500
Land Purchase	0.00	31,000	31,000	0	0
WCR-Higgins Roadway Improvements	0.00	962,000	320,000	645,000	645,000
<b>Total Capital Expenditures</b>	<b>0.00</b>	<b>1,947,000</b>	<b>671,000</b>	<b>1,276,000</b>	<b>1,276,000</b>
<b>Ending Fund Balance</b>					
Ending Fund Balance - Restricted	0.00	0	509,500	0	0
<b>Total Ending Fund Balance</b>	<b>0.00</b>	<b>0</b>	<b>509,500</b>	<b>0</b>	<b>0</b>
<b>Total WCR &amp; Higgins Improvements Fund</b>	<b>0.00</b>	<b>1,947,000</b>	<b>1,180,500</b>	<b>1,276,000</b>	<b>1,276,000</b>



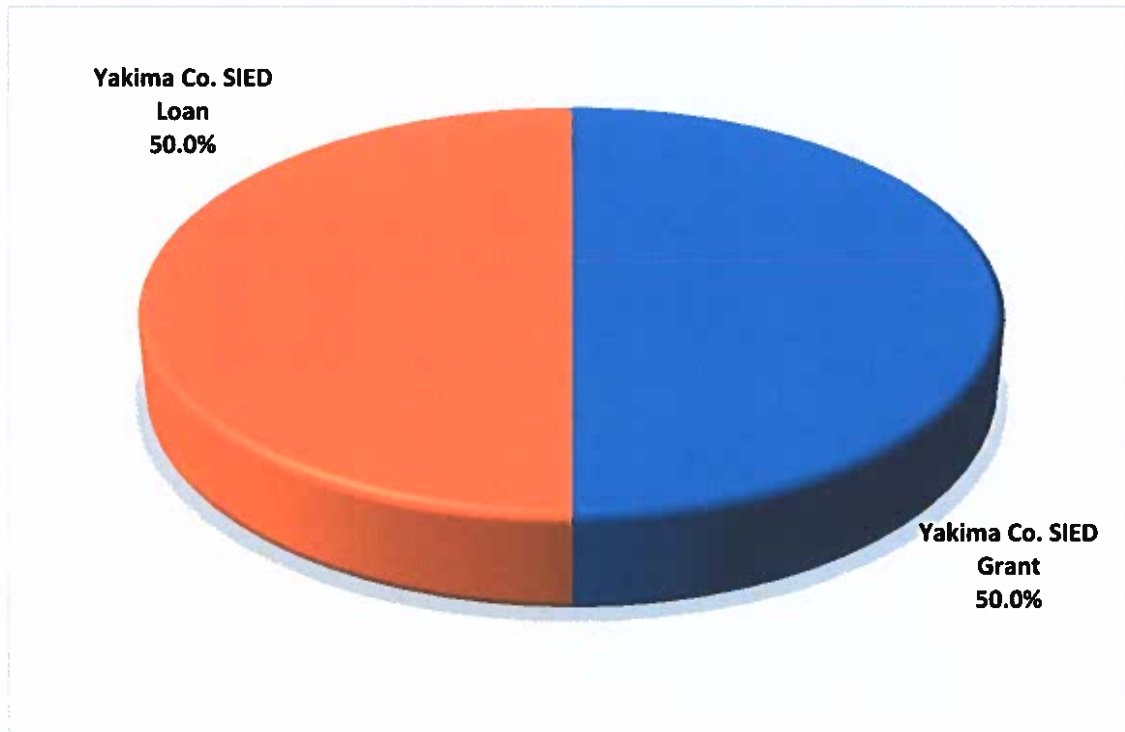
**City of Grandview  
2023 Budget  
OIE (Welch's) & 5th Sewer Imp Fund**

Revenues	Amount	
Yakima Co. SIED Grant	\$ 1,000,000	41.7%
Yakima Co. SIED Loan	1,000,000	41.7%
Welch's Contribution	400,000	16.7%
<b>Total Revenues</b>	<b>\$ 2,400,000</b>	



**City of Grandview  
2024 Budget  
OIE (Welch's) & 5th Sewer Imp Fund**

Revenues	Amount	
Yakima Co. SIED Grant	\$ 1,000,000	50.0%
Yakima Co. SIED Loan	1,000,000	50.0%
Welch's Contribution	-	0.0%
<b>Total Revenues</b>	<b>\$ 2,000,000</b>	

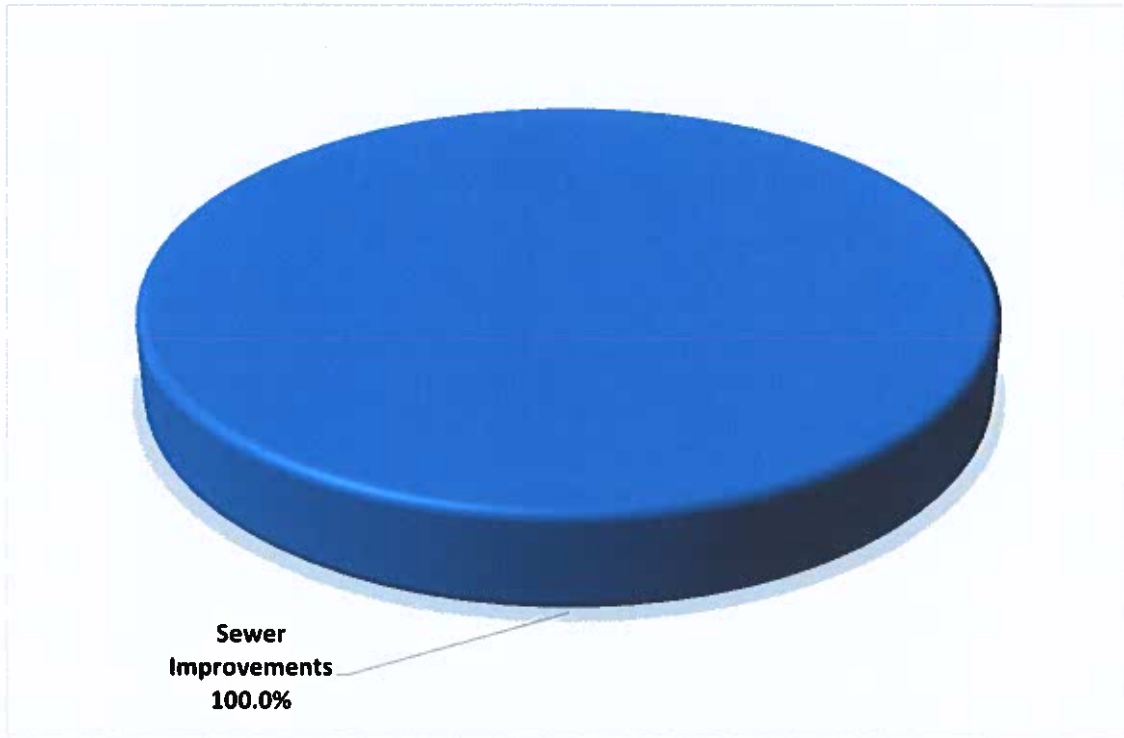


**City of Grandview ~ 2024 Revenue Estimates**

<b>Description</b>	<b>2022 Actual</b>	<b>2023 Budget</b>	<b>2023 Projected</b>	<b>2024 Estimate</b>	<b>2024 Proposed</b>
<b>OIE (Welch's) &amp; 5th Sewer Imp Fund</b>					
Beginning Fund Balance - Restricted	0.00	0	0	57,000	57,000
<b>Total Beginning Cash Balance</b>	<b>0.00</b>	<b>0</b>	<b>0</b>	<b>57,000</b>	<b>57,000</b>
<b>Intergovernmental Revenues</b>					
Yakima Co. SIED Grant	0.00	1,000,000	0	1,000,000	1,000,000
<b>Total Intergovernmental Revenues</b>	<b>0.00</b>	<b>1,000,000</b>	<b>0</b>	<b>1,000,000</b>	<b>1,000,000</b>
<b>Miscellaneous Revenues</b>					
Welch's Contribution	0.00	400,000	400,000	0	0
<b>Total Miscellaneous Revenues</b>	<b>0.00</b>	<b>400,000</b>	<b>400,000</b>	<b>0</b>	<b>0</b>
<b>Other Financing Sources</b>					
Yakima Co. SIED Loan	0.00	1,000,000	0	1,000,000	1,000,000
<b>Total Other Financing Sources</b>	<b>0.00</b>	<b>1,000,000</b>	<b>0</b>	<b>1,000,000</b>	<b>1,000,000</b>
<b>Total OIE (Welch's) &amp; 5th Sewer Imp Fund</b>	<b>0.00</b>	<b>2,400,000</b>	<b>400,000</b>	<b>2,057,000</b>	<b>2,057,000</b>

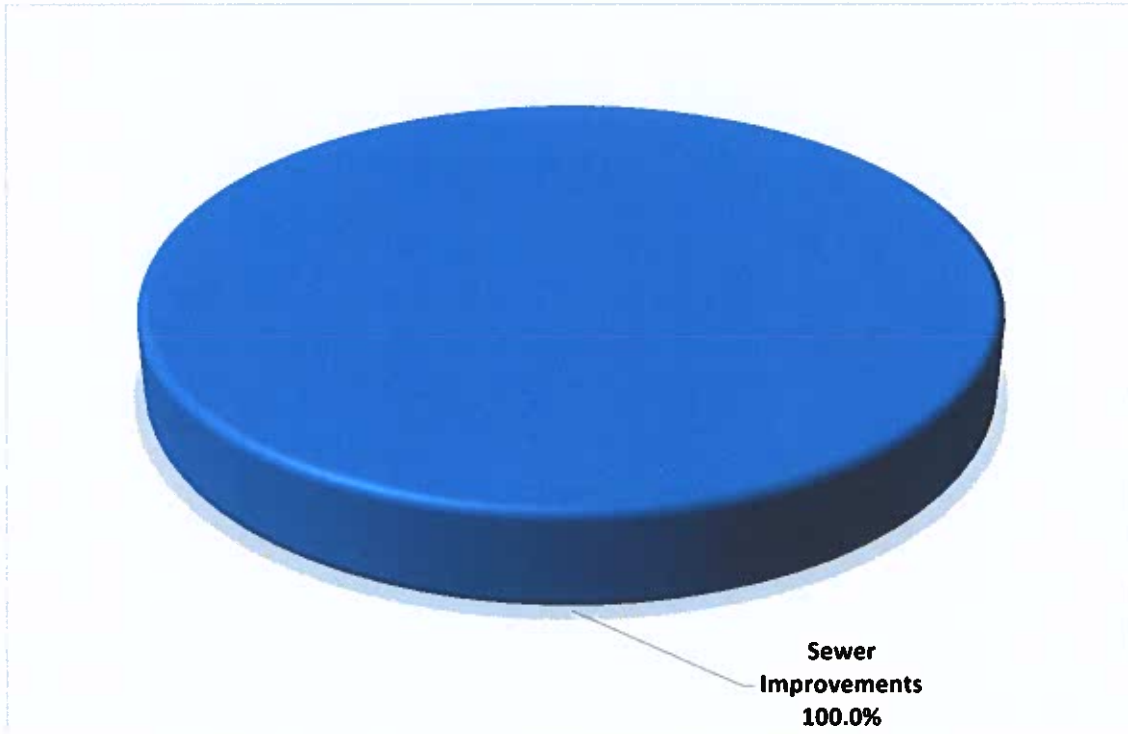
**City of Grandview  
2023 Budget  
OIE (Welch's) & 5th Sewer Imp Fund**

<b>Expenditures</b>	<b>Amount</b>	
Sewer Improvements	\$ 2,400,000	100.0%
<b>Total Revenues</b>	<b>\$ 2,400,000</b>	



**City of Grandview  
2024 Budget  
OIE (Welch's) & 5th Sewer Imp Fund**

<b>Expenditures</b>	<b>Amount</b>	
Sewer Improvements	\$ 2,057,000	100.0%
<b>Total Revenues</b>	<b>\$ 2,057,000</b>	



**FUND:** OIE (WELCH'S) & FIFTH STREET SEWER – SIED LOAN & GRANT

**PROGRAM:** OIE (WELCH'S) & FIFTH STREET SEWER IMPROVEMENTS

**PROGRAM STATEMENT**

The City of Grandview and Yakima County entered into a Supporting Investments in Economic Development (SIED) contract for the Old Inland Empire Highway (Welch's) sanitary sewer upgrades. The project will replace existing deteriorated and undersized sewer mains along the Old Inland Empire to West Fifth Street area.

**Staffing Level** – None budgeted

**Overview of Ongoing and Present Activities** – Project began construction late 2023 and is to be completed in 2024.

**Notable Changes in 2024** – The loan amount on this project was \$1,000,000. The repayment period on the loan is 10 years and the first annual payment will be made in June 2025.

**Mandated Programs – Federal and State**

**Revenue Generated** - None

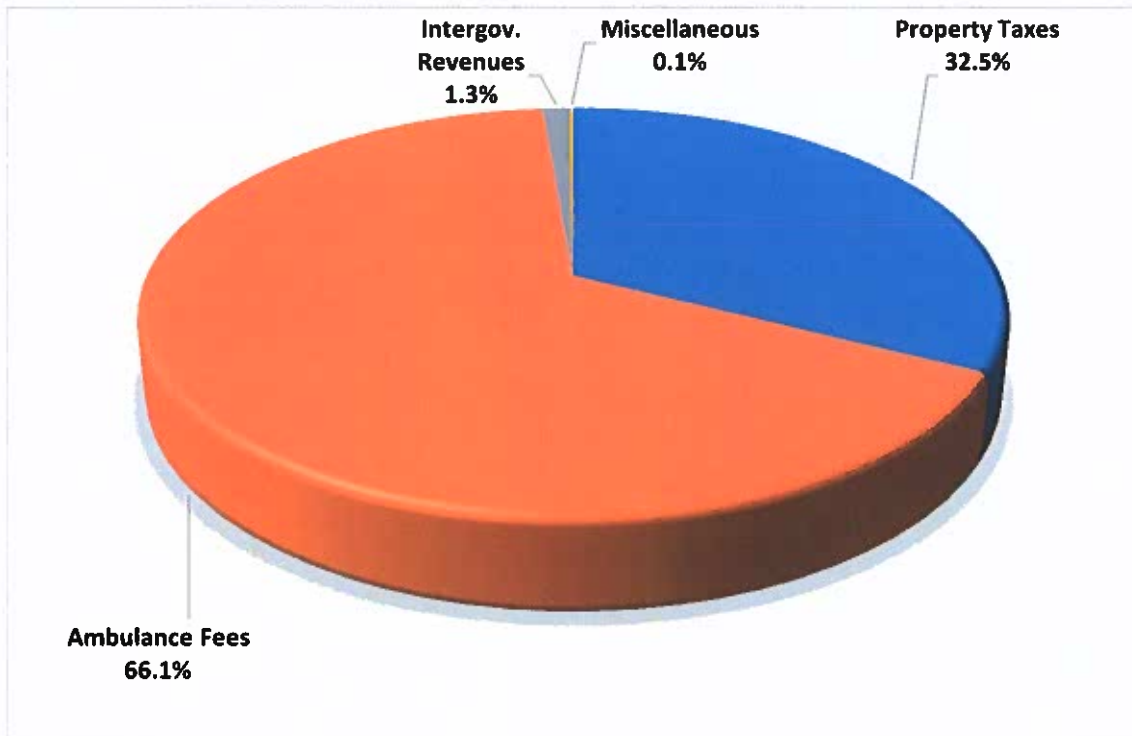
**Equipment and Vehicles Assigned** - None

**City of Grandview ~ 2024 Expenditure Estimates**

<b>Description</b>	<b>2022 Actual</b>	<b>2023 Budget</b>	<b>2023 Projected</b>	<b>2024 Estimate</b>	<b>2024 Proposed</b>
<b>OIE (Welch's) &amp; 5th Sewer Imp Fund</b>					
<b>Capital Expenditures</b>					
Sewer Improvements	0.00	2,400,000	343,000	2,057,000	2,057,000
<b>Total Capital Expenditures</b>	<b>0.00</b>	<b>2,400,000</b>	<b>343,000</b>	<b>2,057,000</b>	<b>2,057,000</b>
<b>Ending Fund Balance</b>					
Ending Fund Balance - Restricted	0.00	0	57,000	0	0
<b>Total Ending Fund Balance</b>	<b>0.00</b>	<b>0</b>	<b>57,000</b>	<b>0</b>	<b>0</b>
<b>Total OIE (Welch's) &amp; 5th Sewer Fund</b>	<b>0.00</b>	<b>2,400,000</b>	<b>400,000</b>	<b>2,057,000</b>	<b>2,057,000</b>

**City of Grandview  
2023 Budget  
Emergency Medical Fund**

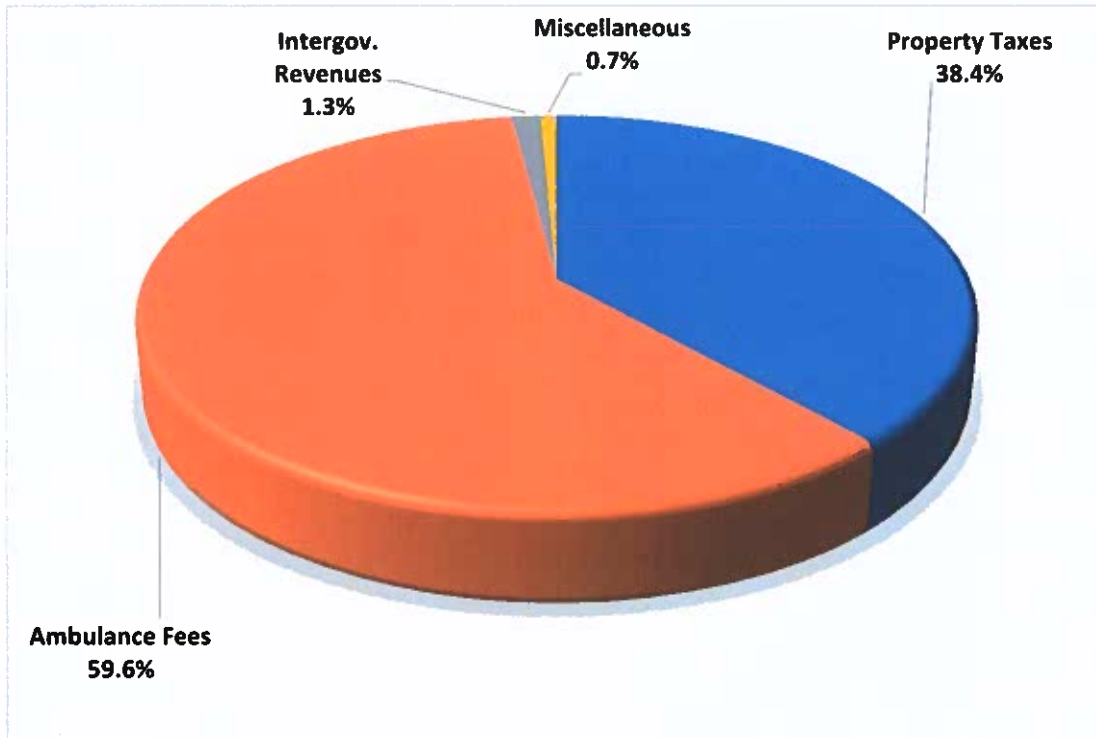
Revenues	Amount	
Property Taxes	\$ 145,000	32.5%
Ambulance Fees	295,000	66.1%
Intergov. Revenues	5,600	1.3%
Miscellaneous	550	0.1%
<b>Total Revenues</b>	<b>\$ 446,150</b>	





**City of Grandview  
2024 Budget  
Emergency Medical Fund**

Revenues	Amount	
Property Taxes	\$ 193,000	38.4%
Ambulance Fees	300,000	59.6%
Intergov. Revenues	6,550	1.3%
Miscellaneous	3,500	0.7%
<b>Total Revenues</b>	<b>\$ 503,050</b>	

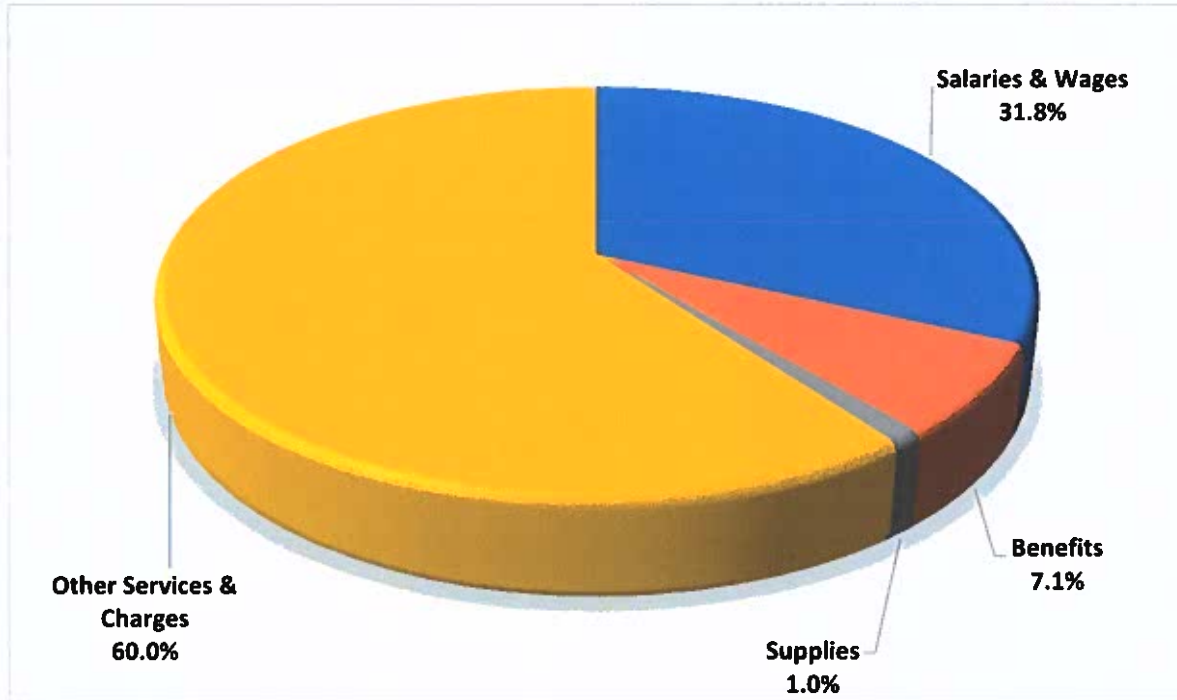


**City of Grandview ~ 2024 Revenue Estimates**

<b>Description</b>	<b>2022 Actual</b>	<b>2023 Budget</b>	<b>2023 Projected</b>	<b>2024 Estimate</b>	<b>2024 Proposed</b>
<b>Emergency Medical Services Fund</b>					
Beginning Fund Balance - Restricted	0.00	146,100	145,270	282,040	282,040
<b>Total Beginning Cash Balance</b>	<b>0.00</b>	<b>146,100</b>	<b>145,270</b>	<b>282,040</b>	<b>282,040</b>
<b>Taxes</b>					
Property Taxes-E.M.S.	136,850.73	145,000	147,500	193,000	193,000
Ambulance Utility Fees	296,144.01	295,000	305,000	300,000	300,000
<b>Total Taxes</b>	<b>432,994.74</b>	<b>440,000</b>	<b>452,500</b>	<b>493,000</b>	<b>493,000</b>
<b>Intergovernmental Revenues</b>					
Dept. of Health - E.M.S. Grant	1,125.00	1,100	550	550	550
Intergov. Charges-Fire Dist. #5	7,148.70	4,500	6,000	6,000	6,000
<b>Total Intergovernmental Revenues</b>	<b>8,273.70</b>	<b>5,600</b>	<b>6,550</b>	<b>6,550</b>	<b>6,550</b>
<b>Miscellaneous Revenues</b>					
Investment Interest	1,491.81	550	5,000	3,500	3,500
<b>Total Miscellaneous Revenues</b>	<b>1,491.81</b>	<b>550</b>	<b>5,000</b>	<b>3,500</b>	<b>3,500</b>
<b>Non Revenues</b>					
Special Item - EMS 405 2021 Beg	86,795.20	0	0	0	0
<b>Total Non Revenues</b>	<b>86,795.20</b>	<b>0</b>	<b>0</b>	<b>0</b>	<b>0</b>
<b>Total Emergency Medical Services</b>	<b>529,555.45</b>	<b>592,250</b>	<b>609,320</b>	<b>785,090</b>	<b>785,090</b>

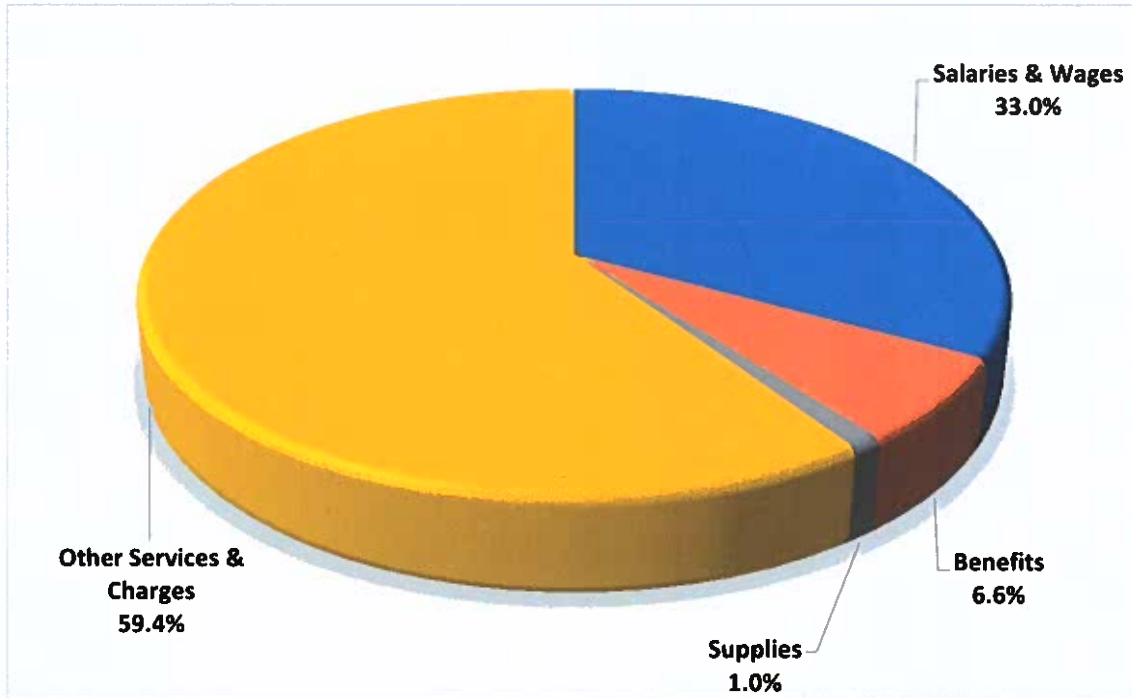
**City of Grandview  
2023 Budget  
Emergency Medical Fund**

<b>Expenditures</b>	<b>Amount</b>	
Salaries & Wages	\$ 161,910	31.8%
Benefits	36,180	7.1%
Supplies	5,250	1.0%
Other Services & Charges	305,350	60.0%
<b>Total Expenditures</b>	<b>\$ 508,690</b>	



**City of Grandview  
2024 Budget  
Emergency Medical Fund**

Expenditures	Amount	
Salaries & Wages	\$ 171,660	33.0%
Benefits	34,300	6.6%
Supplies	5,250	1.0%
Other Services & Charges	308,750	59.4%
<b>Total Expenditures</b>	<b>\$ 519,960</b>	



**FUND:** EMERGENCY MEDICAL SERVICES

**PROGRAM:** EMERGENCY MEDICAL SERVICES

**PROGRAM STATEMENT**

The purpose of this program is to provide initial response Emergency Medical Care to the Residents and Visitors of the City of Grandview at the highest standard of care feasible at all times. Funds for this program are generated from an Ambulance Utility Fee and a voter approved EMS tax levy. The Ambulance Utility Fee is based on an EMS Cost Study analysis and City Council approval. The EMS tax levy formula is based on three factors; Population (from Census), EMS Calls (from Yakima County Fire District #5 Dispatch Center) and assessed valuation (from Yakima County Assessor's Office). Funds are available for the purchase of medical supplies and equipment, personnel training and supplies, personnel salaries and benefits, new vehicles, and other costs associated with providing Emergency Medical Services. The current ten-year levy expires at the end of 2023. Funding from the current ten-year levy expires at the end of 2024.

<b><u>Staffing Level</u></b>	Fire Captain	.40 FTE
	Firefighters / Volunteer	28.00

**Overview of Ongoing and Present Activities**

- Respond to all Emergency Medical calls with-in the City of Grandview.
- Continue receiving mandatory monthly medical training provided by Yakima County Department of Emergency Medical Services and the Washington State Department of Health
- Continue agreement with Yakima County Fire District #5 on the joint purchase of medical supplies and equipment and the sharing of purchase, maintenance and operating costs of Rescue 14.
- Interact with other health care providers in our area and assist them when requested.

**Notable Changes in 2024**

- Salaries and associated line items are increased to reflect step increases by the Captain, possible changes by the City Council in 2023 as well as expected insurance cost increases.
- Volunteer Compensation has been increased to cover the cost of providing the Volunteers a raise. Boosting the base pay rate from \$11 per hour to \$14 per hour and increasing the associated pay brackets the same. The last pay raise was in January 2019.
- Communication line item has been increased to cover increase in Dispatching fees. There is an anticipated \$1.94 per call dispatch fee increase and the numbers of calls has increased as well. Dispatch fees are split between Fire Suppression (25%) and EMS (75%).

**Mandated Programs – Federal, State and County**

- Compliance with the Washington State Department of Health for training requirements, Washington State Department of Labor and Industries for Occupational Health and Safety Standards, Federal and State requirements for blood borne and airborne pathogen control, Federal HIPPA (Health Insurance Portability Privacy Act) standards on the release of patient's medical information, and Yakima County Medical Program Director.

**Revenue Generated**

EMS Tax	\$193,000
Ambulance Utility Fee	\$300,000
Dept. of Health Grant	\$ 550
Intergovernmental Charges	\$ 6,000

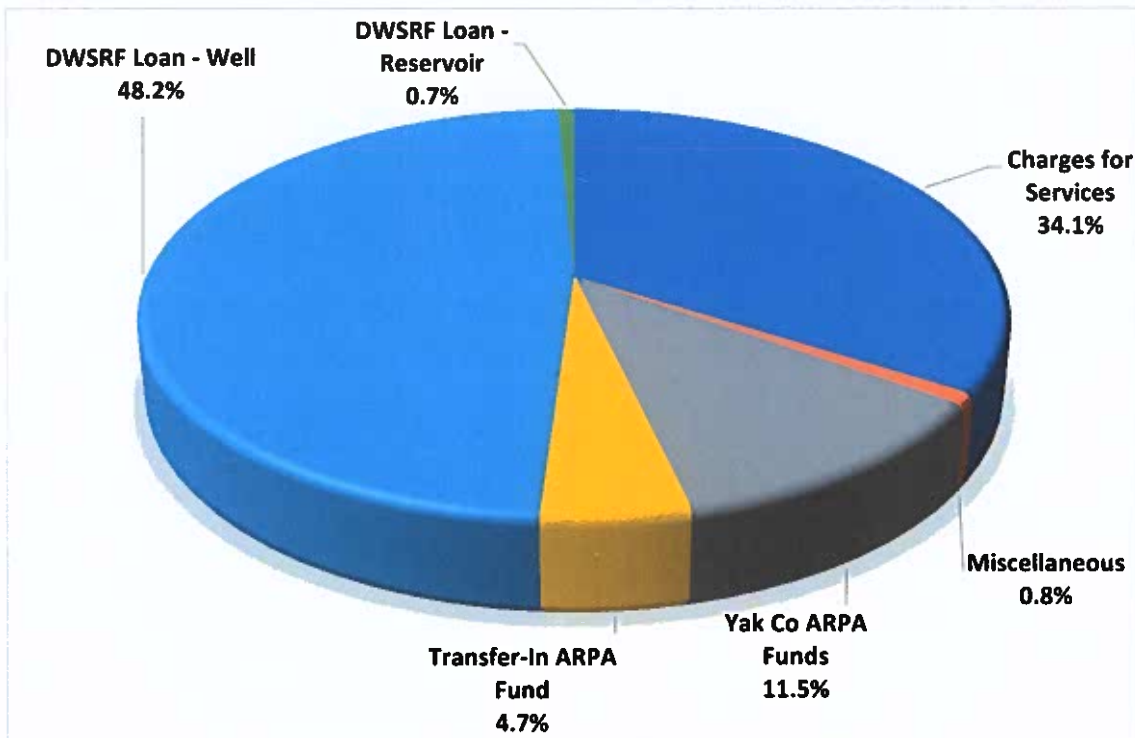
**Equipment Assigned** - 1997 Braun Heavy Rescue Truck (Rescue 14)  
2015 Chevrolet Tahoe (Grandview 2 / Equipment Rental)

**City of Grandview ~ 2024 Expenditure Estimates**

<b>Description</b>	<b>2022 Actual</b>	<b>2023 Budget</b>	<b>2023 Projected</b>	<b>2024 Estimate</b>	<b>2024 Proposed</b>
<b>Emergency Medical Services Fund</b>					
Regular Salaries & Wages	22,904.07	35,000	35,000	77,900	37,600
Volunteer Compensation	91,795.37	117,000	124,000	124,000	124,000
Overtime	6,132.17	9,350	8,000	16,400	9,500
Longevity	343.51	560	550	350	560
Social Security	3,766.25	6,500	7,100	16,990	4,300
Retirement	1,574.75	2,400	2,300	5,200	3,000
Workman's Compensation	1,251.99	2,100	600	5,300	2,100
Medical/Life Insurance	5,226.08	7,800	7,000	20,400	8,150
Family Medical Leave Premium	255.73	1,030	1,080	530	400
Uniforms & Clothing	5,986.51	13,650	13,650	13,650	13,650
Pension & Disability Payments	1,530.00	2,700	2,000	2,700	2,700
Office & Operating Supplies	2,391.77	2,250	2,250	2,250	2,250
Fuel Consumed	649.19	1,000	900	1,000	1,000
Small Tools & Minor Equipment	443.99	2,000	1,000	2,000	2,000
Ambulance Service	201,312.00	211,500	70,350	211,500	211,500
Training Officer	0.00	42,500	3,000	0	42,500
Communications	25,928.14	32,600	32,600	36,000	36,000
Travel	0.00	1,000	400	1,000	1,000
Operating Rentals & Leases	4,800.00	4,800	4,800	4,800	4,800
Insurance	7,278.74	8,950	8,900	8,950	8,950
Repairs & Maintenance	0.00	1,000	500	1,000	1,000
Miscellaneous	0.00	2,000	600	2,000	2,000
Miscellaneous - Training	716.80	1,000	700	1,000	1,000
<b>Total Rescue And Emergency Aid</b>	<b>384,287.06</b>	<b>508,690</b>	<b>327,280</b>	<b>554,920</b>	<b>519,960</b>
<b>Ending Fund Balance</b>					
Ending Fund Balance - Restricted	145,268.39	83,560	282,040	230,170	265,130
<b>Total Ending Fund Balance</b>	<b>145,268.39</b>	<b>83,560</b>	<b>282,040</b>	<b>230,170</b>	<b>265,130</b>
<b>Total E.M.S. Fund</b>	<b>529,555.45</b>	<b>592,250</b>	<b>609,320</b>	<b>785,090</b>	<b>785,090</b>

**City of Grandview  
2023 Budget  
Water Fund**

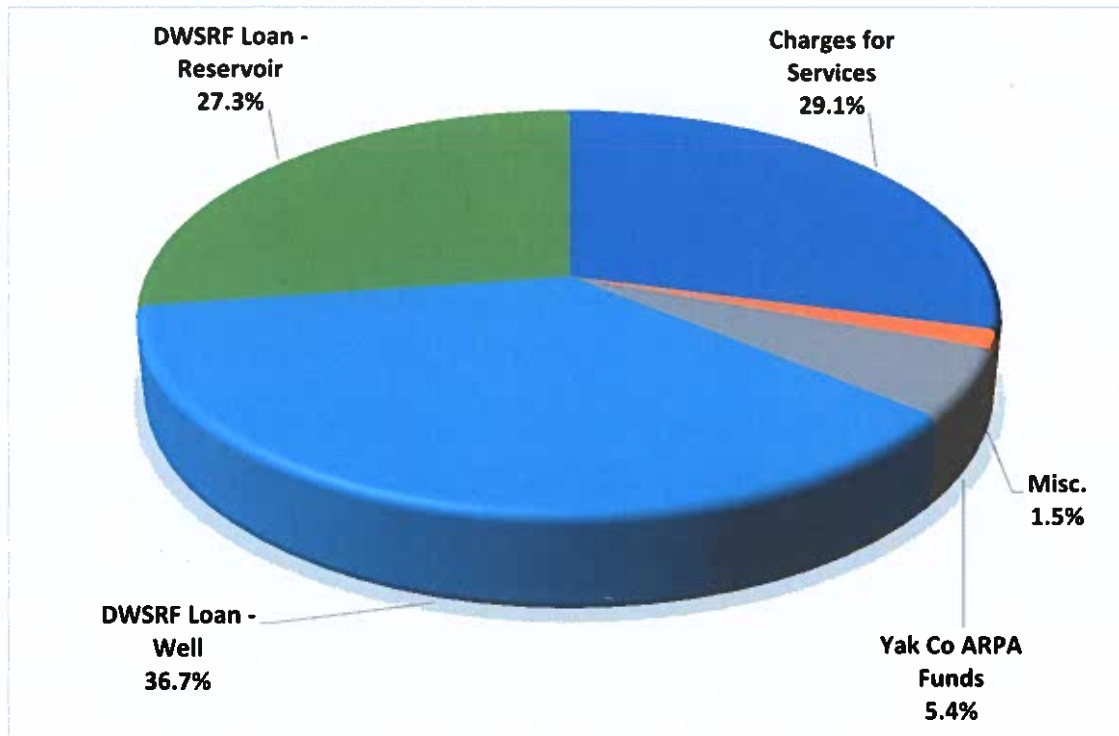
Revenues	Amount	
Charges for Services	\$ 2,528,000	34.1%
Miscellaneous	61,000	0.8%
Yak Co ARPA Funds	850,000	11.5%
Transfer-In ARPA Fund	350,000	4.7%
DWSRF Loan - Well	3,578,500	48.2%
DWSRF Loan - Reservoir	50,000	0.7%
<b>Total Revenues</b>	<b>\$ 7,417,500</b>	





**City of Grandview  
2024 Budget  
Water Fund**

Revenues	Amount	
Charges for Services	\$ 2,845,000	29.1%
Miscellaneous	141,550	1.5%
Yak Co ARPA Funds	530,000	5.4%
Transfer-In ARPA Fund	-	0.0%
DWSRF Loan - Well	3,578,500	36.7%
DWSRF Loan - Reservoir	2,665,700	27.3%
<b>Total Revenues</b>	<b>\$ 9,760,750</b>	

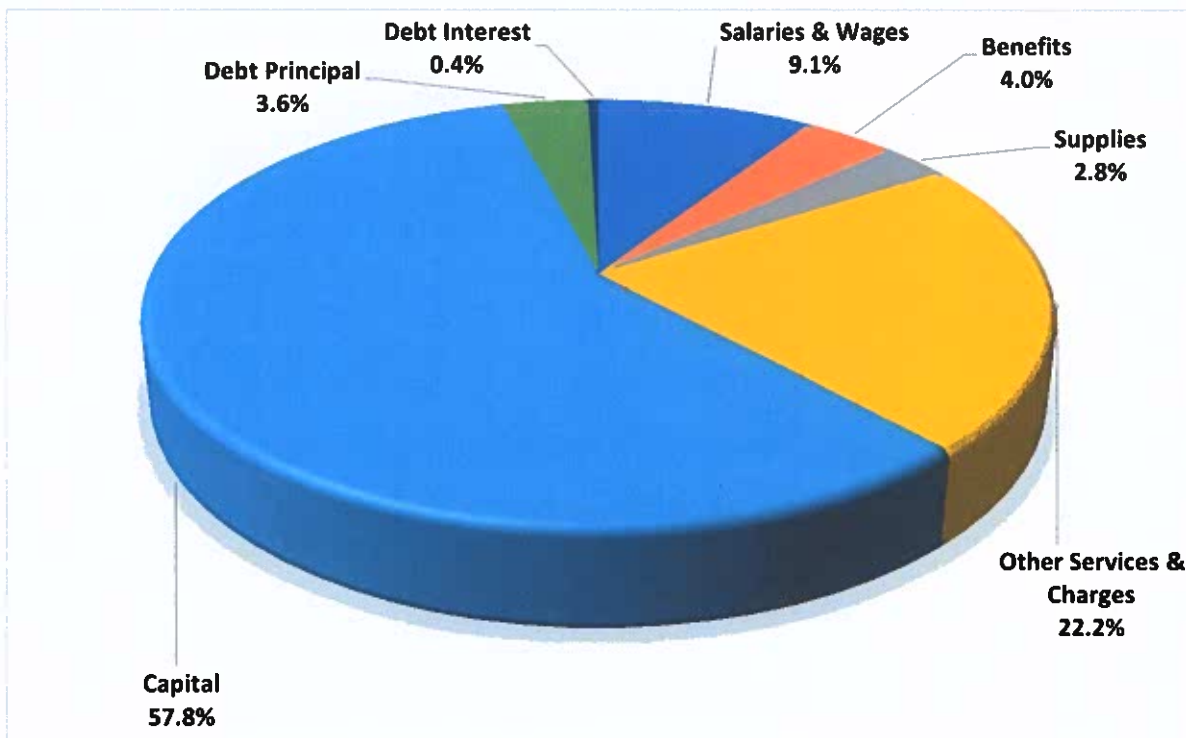


**City of Grandview ~ 2024 Revenue Estimates**

<b>Description</b>	<b>2022 Actual</b>	<b>2023 Budget</b>	<b>2023 Projected</b>	<b>2024 Estimate</b>	<b>2024 Proposed</b>
<b>Water Fund</b>					
USDA Water Loan - Restricted	21,600.00	21,600	21,600	21,600	21,600
USDA Water Loan SL Assets - Restricted	347,690.00	397,360	397,360	447,030	447,030
USDA Water Loan O & M - Restricted	248,035.00	248,035	248,035	248,035	248,035
Beginning Fund Balance - Assigned	6,366,197.51	6,894,265	6,893,900	7,392,730	7,392,730
<b>Total Beginning Cash Balance</b>	<b>6,983,522.51</b>	<b>7,561,260</b>	<b>7,560,895</b>	<b>8,109,395</b>	<b>8,109,395</b>
<b>Intergovernmental Revenues</b>					
Yakima County ARPA Funds	0.00	850,000	320,000	530,000	530,000
<b>Total Intergovernmental Revenues</b>	<b>0.00</b>	<b>850,000</b>	<b>320,000</b>	<b>530,000</b>	<b>530,000</b>
<b>Charges for Goods and Services</b>					
Water Receipts	1,935,552.63	1,924,000	2,095,000	2,175,000	2,175,000
City Utility Taxes - Water	542,252.14	558,000	585,000	610,000	610,000
Water Service Connections	42,652.00	40,000	75,000	50,000	50,000
Water Service - Capital Recovery	5,610.00	6,000	14,000	10,000	10,000
<b>Total Charges for Goods and Services</b>	<b>2,526,066.77</b>	<b>2,528,000</b>	<b>2,769,000</b>	<b>2,845,000</b>	<b>2,845,000</b>
<b>Miscellaneous Revenues</b>					
Investment Interest	73,589.79	49,500	185,000	130,000	130,000
Rents & Leases	1,977.00	2,000	1,980	2,000	2,000
Lease - AT&T - Tower Park Res.	4,500.00	4,500	4,500	4,500	4,500
Lease - Verizon - Tower Park Res.	4,856.74	4,900	4,950	4,950	4,950
Judgements & Settlements	0.00	50	0	50	50
Miscellaneous Revenues	0.00	50	0	50	50
<b>Total Miscellaneous Revenues</b>	<b>84,923.53</b>	<b>61,000</b>	<b>196,430</b>	<b>141,550</b>	<b>141,550</b>
<b>Nonrevenues</b>					
Hydrant Rental Deposit	450.00	0	0	0	0
<b>Total Nonrevenues</b>	<b>450.00</b>	<b>0</b>	<b>0</b>	<b>0</b>	<b>0</b>
<b>Other Financing Sources</b>					
DWSRF Loan - Source Well & Rehab	0.00	3,578,500	0	3,578,500	3,578,500
DWSRF Loan - New 3MG Reservoir	0.00	50,000	50,000	2,665,700	2,665,700
Transfer In - ARPA Fund	150,000.00	350,000	350,000	0	0
<b>Total Other Financing Sources</b>	<b>150,000.00</b>	<b>3,978,500</b>	<b>400,000</b>	<b>6,244,200</b>	<b>6,244,200</b>
<b>Total Water Fund</b>	<b>9,744,962.81</b>	<b>14,978,760</b>	<b>11,246,325</b>	<b>17,870,145</b>	<b>17,870,145</b>

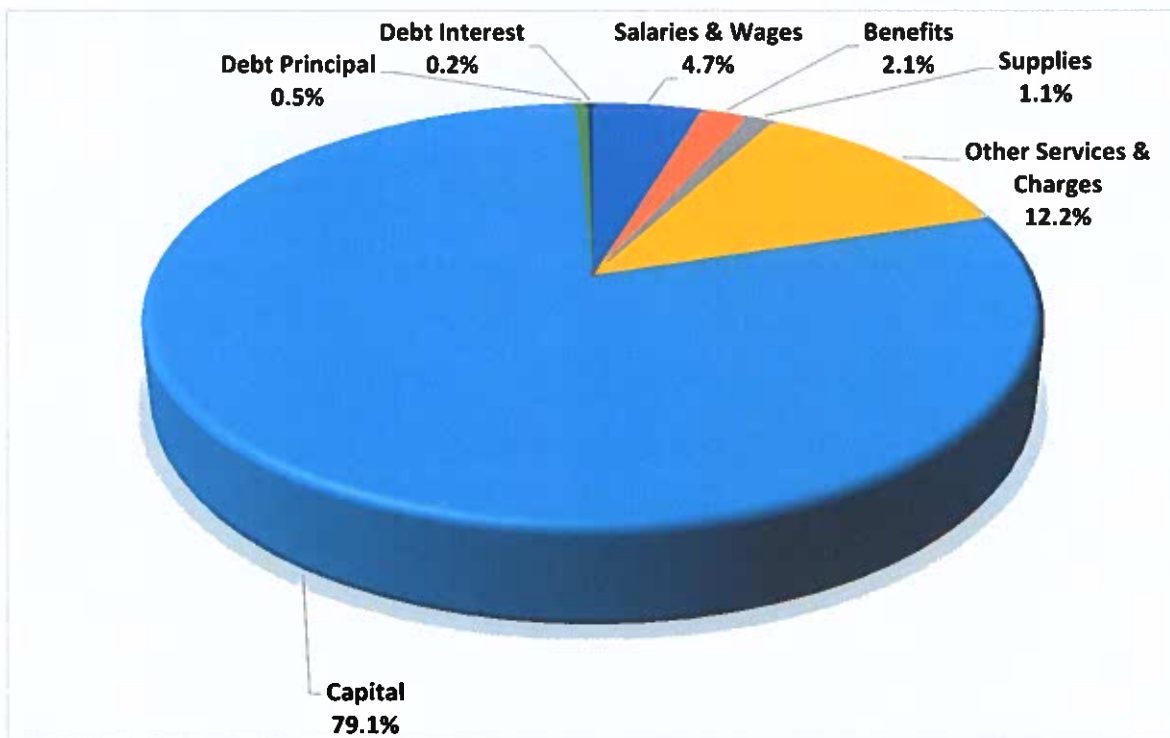
**City of Grandview  
2023 Budget  
Water Fund**

<b>Expenditures</b>	<b>Amount</b>	
Salaries & Wages	\$ 491,405	9.1%
Benefits	216,640	4.0%
Supplies	150,500	2.8%
Other Services & Charges	1,195,500	22.2%
Capital	3,106,500	57.8%
Debt Principal	194,350	3.6%
Debt Interest	23,730	0.4%
<b>Total Expenditures</b>	<b>\$ 5,378,625</b>	



**City of Grandview  
2024 Budget  
Water Fund**

<b>Expenditures</b>	<b>Amount</b>	
Salaries & Wages	\$ 495,600	4.7%
Benefits	222,490	2.1%
Supplies	120,500	1.1%
Other Services & Charges	1,282,500	12.2%
Capital	8,338,700	79.1%
Debt Principal	54,630	0.5%
Debt Interest	21,340	0.2%
<b>Total Expenditures</b>	<b>\$ 10,535,760</b>	



**FUND:** WATER

**PROGRAM:** WATER PUMPING, TREATMENT & DELIVERY

**PROGRAM STATEMENT**

The primary function of this program is the maintenance of the domestic water system. Presently the water system has eight active wells pumping approximately 6,000,000 gallons of water per day. The water system serves approximately 2,500 residential and commercial accounts and 25 industrial accounts.

**Staffing Level**

City Administrator	0.15	Assistant Public Works Director	0.30
Public Works Director	0.30	Public Works Foreman	0.80
Public Works Assistant	0.25	Public Works Maintenance Technician	3.50
Public Works Office Clerk	0.25	City Clerk	0.05
City Treasurer	0.15	Utility Billing Clerk	0.30
		Accounting Clerk	0.10
			6.15 FTE

**Overview of Ongoing and Present Activities**

- Water meter reading, installation and repairs.
- Operation and maintenance of the wells and pumping stations.
- Fire hydrant flushing and repairs.
- Cross-connection control program.
- Water main flushing repairs.

**Notable Changes in 2024**

- Water Meters	\$ 40,000
- New Well	\$2,142,000
- New 3 MG Reservoir	\$2,665,700
- Butternut Well (S14)	\$1,800,000
- Balcom & Moe	\$ 615,000
- Willoughby Irrigation System	\$ 40,000
- Reservoir Repainting (3MG)	\$1,020,000
- Chlorine Scale	\$ 16,000

**Mandated Programs – Federal and State**

- All of the water activities are mandated by state and federal requirements.

**Revenue Generated**

- Water receipts	\$2,175,000
- Water service connections and Capital Recovery	\$ 60,000

**Equipment and Vehicles Assigned** – All are shared within the Public Works Department.

1 – Nissan Rogue	1 – Flatbed	4 – Generators
2 – Air Compressors	2 – Dump Trucks	3 – K-saws
1 – Tractor	1 – 1 Ton Flatbed	1 – Pressure Washer
1 – Concrete Mixer	1 – 1 Ton Truck	2 – Trach Pumps
6 – Full size Pick-ups	1 – Forklift	2 – Backhoes
1 – Sweeper	1 – Mower	

**City of Grandview ~ 2024 Expenditure Estimates**

<b>Description</b>	<b>2022 Actual</b>	<b>2023 Budget</b>	<b>2023 Projected</b>	<b>2024 Estimate</b>	<b>2024 Proposed</b>
<b>Water Fund</b>					
<b>Water</b>					
Regular Salaries & Wages	168,849.51	190,000	158,000	200,000	200,000
Wages - Supervision	75,257.46	159,445	157,000	153,000	153,000
Wages - Administration	102,503.70	103,440	102,300	107,000	107,000
Overtime	34,520.47	30,000	25,000	26,000	26,000
Longevity	2,022.97	3,200	3,350	3,600	3,600
Longevity	4,436.31	5,320	5,550	6,000	6,000
Social Security	29,912.21	37,600	34,550	38,000	38,000
Retirement	39,632.34	50,790	46,360	47,230	47,230
Workman's Compensation	7,458.44	14,020	13,360	14,580	14,580
Medical/life Insurance	94,878.80	109,440	101,660	117,100	117,100
Family Medical Leave Premium	613.21	790	720	1,080	1,080
Unemployment Compensation	1,180.00	2,000	0	2,000	2,000
Uniforms & Clothing	2,354.21	2,000	2,000	2,500	2,500
Office & Operating Supplies	137,117.57	150,000	120,000	120,000	120,000
Small Tools & Minor Equipment	0.00	500	250	500	500
Professional Services	101,353.67	70,000	50,000	70,000	70,000
Advertising	481.18	2,000	1,000	2,000	2,000
Communications	9,724.92	15,000	13,000	16,000	16,000
Travel	332.93	1,500	250	1,500	1,500
Operating Rentals & Leases	30,395.66	35,000	30,000	35,000	35,000
Insurance	29,785.17	39,000	38,800	40,000	40,000
Public Utility Services	258,057.54	280,000	280,000	245,000	285,000
Repairs & Maintenance	115,460.53	150,000	110,000	150,000	150,000
Miscellaneous	26,507.10	20,000	21,600	25,000	25,000
Misc - State Taxes	99,803.18	94,000	100,000	100,000	100,000
Misc - City Taxes	490,957.08	483,000	532,000	552,000	552,000
Misc - Permits	4,170.40	6,000	4,200	6,000	6,000
<b>Total Operating Expenses</b>	<b>1,867,766.56</b>	<b>2,054,045</b>	<b>1,950,950</b>	<b>2,081,090</b>	<b>2,121,090</b>
<b>Water Meters</b>	<b>34,384.27</b>	<b>65,000</b>	<b>65,000</b>	<b>40,000</b>	<b>40,000</b>
New Well - ARPA Funding	60,352.95	440,000	440,000	0	0
New Well	0.00	1,735,000	325,000	2,142,000	2,142,000
New 3MG Reservoir	0.00	50,000	50,000	2,665,700	2,665,700
Butternut Well (S14)	0.00	0	0	1,800,000	1,800,000
Balcom and Moe Well (S02)	0.00	0	0	615,000	615,000
Willoughby Property - Irrigation System	0.00	50,000	20,000	40,000	40,000
Reservoir Repainting (3MG)	0.00	665,000	0	1,020,000	1,020,000
Diesel Generator	0.00	30,000	0	0	0
Ductile Iron Cutting Saw	0.00	3,000	2,900	0	0
Chlorine Scale	0.00	3,500	0	16,000	16,000
E. Adams/Bonnieview Water Main	0.00	65,000	65,000	0	0
<b>Total Capital Expenditures</b>	<b>94,737.22</b>	<b>3,106,500</b>	<b>967,900</b>	<b>8,338,700</b>	<b>8,338,700</b>
<b>Total Water</b>	<b>1,962,503.78</b>	<b>5,160,545</b>	<b>2,918,850</b>	<b>10,419,790</b>	<b>10,459,790</b>

**FUND:** WATER

**PROGRAM:** WATER DEBT SERVICE

**PROGRAM STATEMENT**

This program represents the numerous loans entered into by the Water Fund to finance capital improvements to the Water system.

**Staffing Level** – None

**Overview of Ongoing and Present Activities** –

Following are the outstanding loans with their respective years of origin and maturity.

- U.S.D.A. Note – Water System Improvements
  - 2009 – 2049
- Public Works Board, Drinking Water State Revolving Fund Loan – Old Inland Empire Water Improvements
  - 2014 – 2036

**Notable Changes in 2024** – Public Works Board, Drinking Water State Revolving Fund Loan – Well Rehab debt obligation was satisfied in 2023. This will be a reduction of \$140,000 to the Water Fund starting in 2024.

**Mandated Programs – Federal and State**

Terms of the multiple loan contracts.

**Revenue Generated** – None

**Equipment and Vehicles Assigned** - None

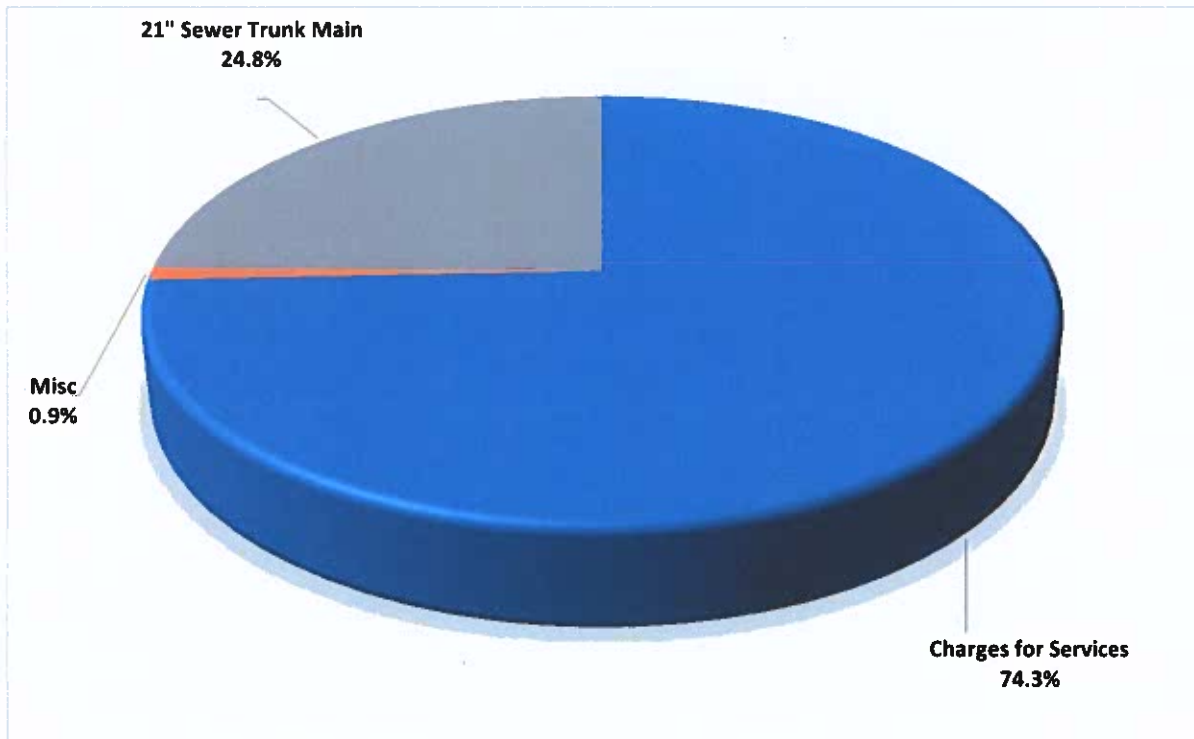
**City of Grandview ~ 2024 Expenditure Estimates**

<b>Description</b>	<b>2022 Actual</b>	<b>2023 Budget</b>	<b>2023 Projected</b>	<b>2024 Estimate</b>	<b>2024 Proposed</b>
<b>Water Fund</b>					
<b>Long Term Debt</b>					
<b>Principal</b>					
Principal Dwsrf Well Rehab	140,017.09	140,020	140,020	0	0
USDA Note-'09 & '10 Water Imp	8,542.45	8,830	8,830	9,130	9,130
Principal DWSRF OIE Water	45,495.45	45,500	45,500	45,500	45,500
<b>Total Principal</b>	<b>194,054.99</b>	<b>194,350</b>	<b>194,350</b>	<b>54,630</b>	<b>54,630</b>
<b>Interest</b>					
Interest DWSRF OIE Water	10,236.48	9,560	9,560	8,870	8,870
Interest Dwsrf Well Rehab	2,800.34	1,400	1,400	0	0
USDA Note-'09 & '10 Water Imp	13,057.55	12,770	12,770	12,470	12,470
<b>Total Interest</b>	<b>26,094.37</b>	<b>23,730</b>	<b>23,730</b>	<b>21,340</b>	<b>21,340</b>
<b>Nonexpenditures</b>					
Hydrant Rental Deposit Return	1,415.00	0	0	0	0
<b>Total Nonexpenditures</b>	<b>1,415.00</b>	<b>0</b>	<b>0</b>	<b>0</b>	<b>0</b>
USDA Water Loan Reserve - Restricted	21,600.00	21,600	21,600	21,600	21,600
USDA Water Loan SL Assets - Restricted	397,360.00	447,030	447,030	496,700	496,700
USDA Water Loan O & M - Restricted	248,035.00	248,035	248,035	248,035	248,035
Ending Fund Balance - Assigned	6,893,899.67	8,883,470	7,392,730	6,608,050	6,568,050
<b>Total Water Fund</b>	<b>9,744,962.81</b>	<b>14,978,760</b>	<b>11,246,325</b>	<b>17,870,145</b>	<b>17,870,145</b>



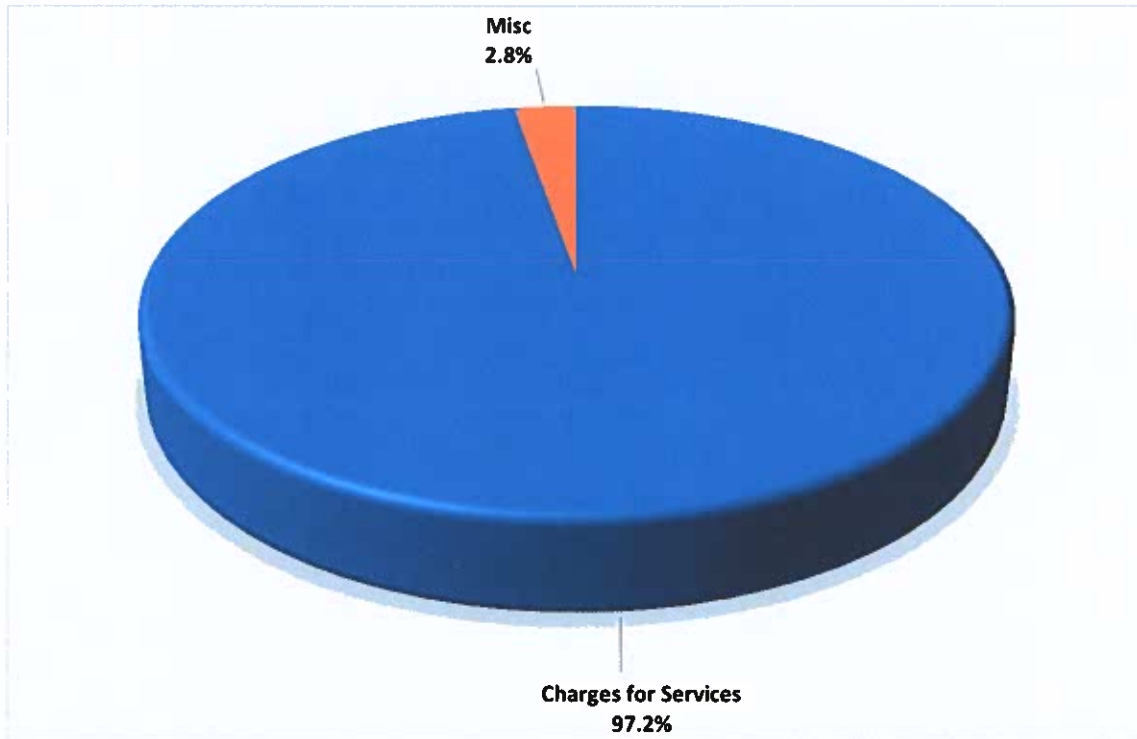
**City of Grandview  
2023 Budget  
Sewer Fund**

Revenues	Amount	
Charges for Services	\$ 4,197,505	74.3%
Miscellaneous	49,600	0.9%
21" Sewer Trunk Main	1,400,000	24.8%
<b>Total Revenues</b>	<b>\$ 5,647,105</b>	



**City of Grandview  
2024 Budget  
Sewer Fund**

Revenues	Amount	
Charges for Services	\$ 4,575,000	97.2%
Miscellaneous	130,100	2.8%
21" Sewer Trunk Main	-	0.0%
<b>Total Revenues</b>	<b>\$ 4,705,100</b>	

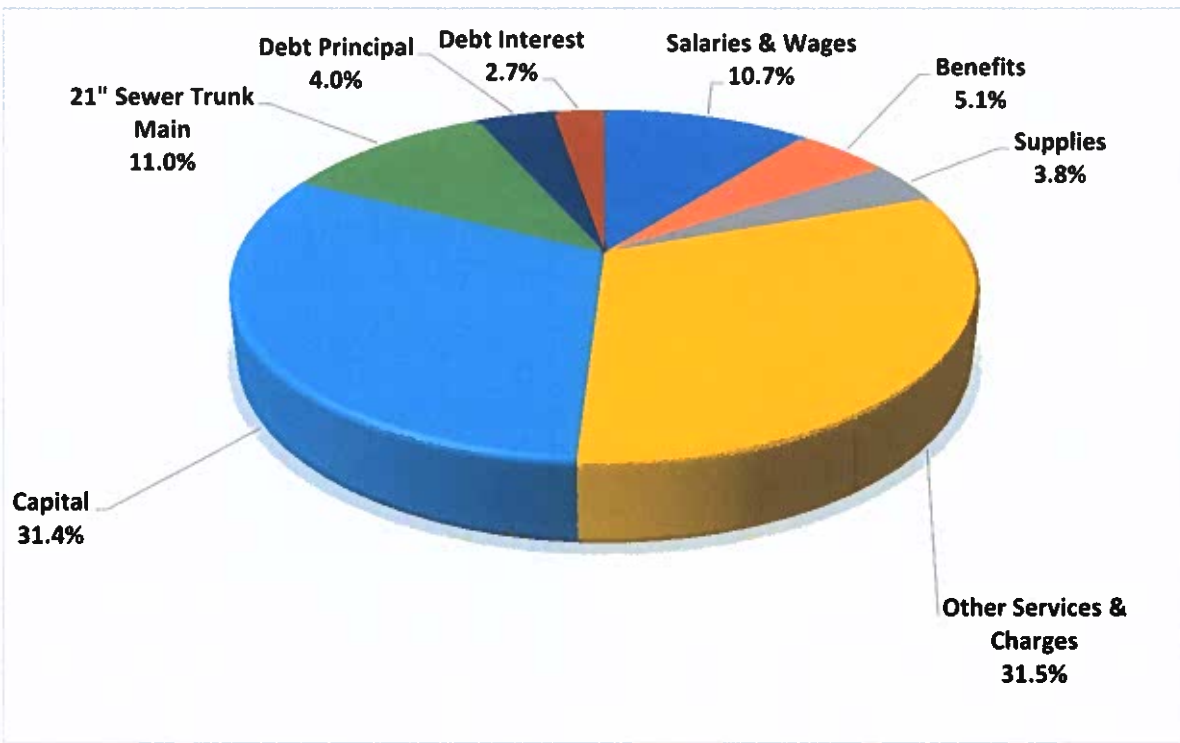


**City of Grandview ~ 2024 Revenue Estimates**

<b>Description</b>	<b>2022 Actual</b>	<b>2023 Budget</b>	<b>2023 Projected</b>	<b>2024 Estimate</b>	<b>2024 Proposed</b>
<b>Sewer Fund</b>					
USDA WW Loan Reserve - Restricted	89,100.00	102,400	102,400	115,700	115,700
USDA WW Loan SL Assets - Restricted	66,150.00	73,500	73,500	80,850	80,850
USDA WW Loan O & M - Restricted	415,050.00	415,050	415,050	415,050	415,050
Beginning Fund Balance - Assigned	6,535,656.44	7,094,690	7,093,810	6,339,230	6,339,230
<b>Total Beginning Cash Balance</b>	<b>7,105,956.44</b>	<b>7,685,640</b>	<b>7,684,760</b>	<b>6,950,830</b>	<b>6,950,830</b>
<b>Intergovernmental Revenues</b>					
CDBG - Sewer Trunk Main	64,466.48	0	0	0	0
<b>Total Intergovernmental Revenues</b>	<b>64,466.48</b>	<b>0</b>	<b>0</b>	<b>0</b>	<b>0</b>
<b>Charges for Goods and Services</b>					
Sale of Pipe, etc.	0.00	5	0	0	0
Sewer Receipts	3,595,656.13	3,657,000	3,900,000	4,135,000	4,135,000
City Utility Taxes - Sewer	350,558.61	358,500	378,300	400,000	400,000
Sewer Service Connections	34,300.00	35,000	78,000	40,000	40,000
WWTP Energy Upgrade Incentive	0.00	147,000	147,000	0	0
<b>Total Charges for Goods and Services</b>	<b>3,980,514.74</b>	<b>4,197,505</b>	<b>4,503,300</b>	<b>4,575,000</b>	<b>4,575,000</b>
<b>Miscellaneous Revenues</b>					
Investment Interest	71,721.32	49,500	185,000	130,000	130,000
Judgements & Settlements	0.00	50	0	50	50
Miscellaneous Revenues	0.00	50	0	50	50
<b>Total Miscellaneous Revenues</b>	<b>71,721.32</b>	<b>49,600</b>	<b>185,000</b>	<b>130,100</b>	<b>130,100</b>
<b>Other Financing Sources</b>					
DOE - 21" Main Construction Loan	955,170.05	1,400,000	935,000	0	0
DOE Forgivable - 21" Main Const Loan	2,948.44	0	0	0	0
WWTP Wildfire Damage Claim	745,000.00	0	0	0	0
<b>Total Other Financing Sources</b>	<b>1,703,118.49</b>	<b>1,400,000</b>	<b>935,000</b>	<b>0</b>	<b>0</b>
<b>Total Sewer Fund</b>	<b>12,925,777.47</b>	<b>13,332,745</b>	<b>13,308,060</b>	<b>11,655,930</b>	<b>11,655,930</b>

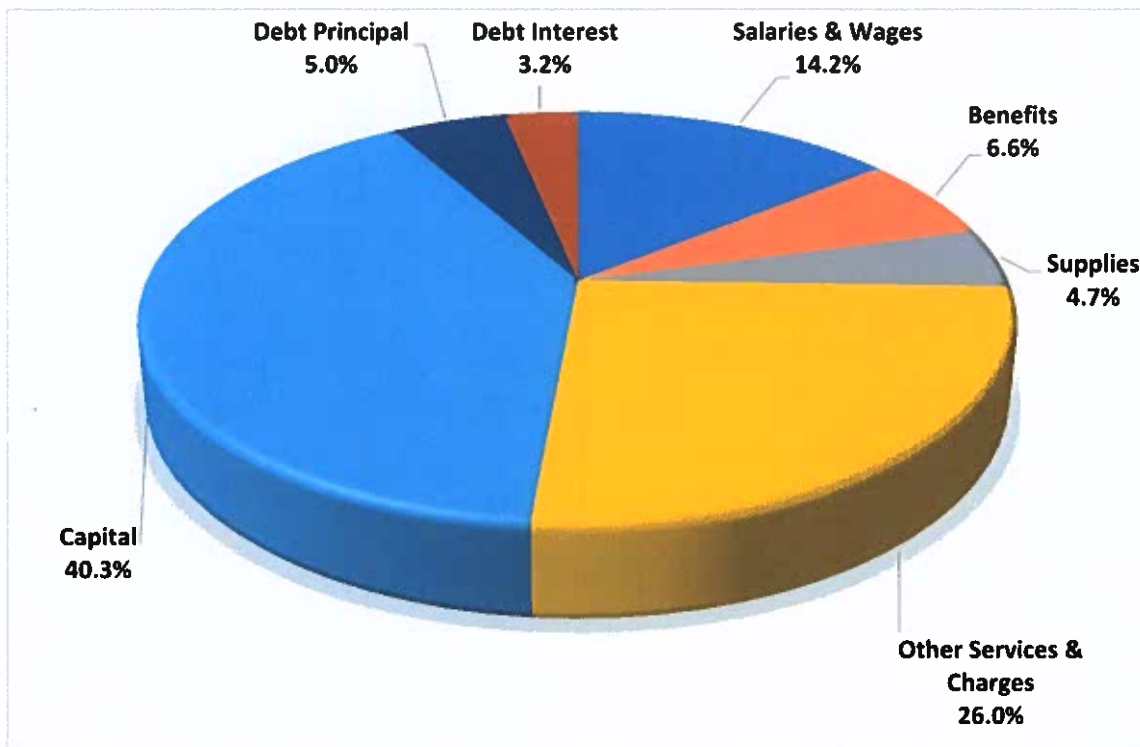
**City of Grandview  
2023 Budget  
Sewer Fund**

<b>Expenditures</b>	<b>Amount</b>	
Salaries & Wages	\$ 774,650	10.7%
Benefits	367,980	5.1%
Supplies	275,750	3.8%
Other Services & Charges	2,286,200	31.5%
Capital	2,279,000	31.4%
21" Sewer Trunk Main	800,000	11.0%
Debt Principal	290,890	4.0%
Debt Interest	192,790	2.7%
<b>Total Expenditures</b>	<b>\$ 7,267,260</b>	



**City of Grandview  
2024 Budget  
Sewer Fund**

<b>Expenditures</b>	<b>Amount</b>	
Salaries & Wages	\$ 834,500	14.2%
Benefits	390,120	6.6%
Supplies	275,750	4.7%
Other Services & Charges	1,532,300	26.0%
Capital	2,378,000	40.3%
21" Sewer Trunk Main	-	0.0%
Debt Principal	292,390	5.0%
Debt Interest	191,290	3.2%
<b>Total Expenditures</b>	<b>\$ 5,894,350</b>	



**FUND:** SEWER

**PROGRAM:** WASTEWATER COLLECTION SERVICES

**PROGRAM STATEMENT**

This program is responsible for the construction, repair and maintenance of the sewer collection system. The sewer system serves approximately 2,400 residential and commercial accounts and 25 industrial accounts.

**Staffing Level**

City Administrator	0.050	Assistant Public Works Director	0.250
Public Works Director	0.150	Public Works Foreman	0.400
Public Works Assistant	0.125	Public Works Maintenance Technician	1.500
Public Works Office Clerk	0.125	Accounting Clerk	0.100
City Clerk	0.025	City Treasurer	<u>0.075</u>
Utility Billing Clerk	0.150		2.950 FTE

**Overview of Ongoing and Present Activities**

- Operations and maintenance of the collection system.
- Operations and maintenance of our lift stations.
- Respond to emergency situation involving the collection system.
- Inspection of new sewer line connections.

**Notable Changes in 2024** - None

**Mandated Programs – Federal and State**

All operations are regulated by DOE, EPA, and the Health Department.

**Revenue Generated –**

- |                             |             |
|-----------------------------|-------------|
| • Sewer Receipts            | \$4,135,000 |
| • Sewer service connections | \$ 40,000   |

**Equipment and Vehicles Assigned** – All equipment and vehicles are shared within the Public Works Department.

1 – Nissan Rogue	2 – Air Compressor
1 – Road Grader	1 – Sewer Rodder
6 – Full size Pick-ups	2 – Forklift
2 – Dump Trucks	1 – Water Truck
1 – Loader	2 – Backhoes
1 – Pressure Washer	3 – Generators

**City of Grandview ~ 2024 Expenditure Estimates**

<b>Description</b>	<b>2022 Actual</b>	<b>2023 Budget</b>	<b>2023 Projected</b>	<b>2024 Estimate</b>	<b>2024 Proposed</b>
<b>Sewer Fund</b>					
<b>Sewer Collection</b>					
Regular Salaries & Wages	95,228.08	64,000	83,500	90,000	90,000
Wages - Supervision	51,654.67	88,050	92,750	91,000	91,000
Wages - Administration	55,089.37	56,250	55,000	58,000	58,000
Overtime	13,606.19	8,500	10,000	10,000	10,000
Longevity	2,058.46	1,580	1,300	1,600	1,600
Longevity	1,294.96	1,880	1,830	1,900	1,900
Longevity	1,797.68	1,740	1,970	2,000	2,000
Social Security	16,987.01	16,990	19,000	19,500	19,500
Retirement	22,874.68	22,930	25,390	24,260	24,260
Workman's Compensation	4,311.77	6,330	7,320	7,490	7,490
Medical/life Insurance	62,991.90	63,380	60,560	67,820	67,820
Family Medical Leave Premium	351.14	360	400	560	560
Uniforms & Clothing	2,187.45	2,000	2,000	2,500	2,500
Office & Operating Supplies	45,502.56	45,000	35,000	45,000	45,000
Small Tools & Minor Equipment	0.00	250	250	250	250
Professional Services	87,845.22	90,000	100,000	60,000	60,000
Advertising	332.93	800	250	800	800
Communications	10,102.90	12,000	11,600	14,000	14,000
Travel	0.00	500	250	500	500
Operating Rentals & Leases	59,160.00	60,000	62,000	65,000	65,000
Insurance	8,726.31	11,500	11,470	12,000	12,000
Public Utility Services	17,986.61	21,400	20,000	23,000	23,000
Repairs & Maintenance	88,336.78	43,000	30,000	43,000	43,000
Miscellaneous	300.88	2,000	1,000	2,000	2,000
Misc - State Taxes	85,325.92	86,000	85,000	86,000	86,000
Misc - City Taxes	220,693.04	227,000	238,000	252,000	252,000
<b>Total Sewer Collection</b>	<b>954,746.51</b>	<b>933,440</b>	<b>955,840</b>	<b>980,180</b>	<b>980,180</b>
 21" Sewer Main - Construction	 2,096,814.84	 800,000	 155,000	 0	 0
Boom Truck	25,041.25	0	0	0	0
Submersible Sewer Pump	0.00	19,000	18,950	0	0
<b>Total Capital Expenditures</b>	<b>2,121,856.09</b>	<b>819,000</b>	<b>173,950</b>	<b>0</b>	<b>0</b>
 <b>Total Sewer Collection</b>	 <b>3,076,602.60</b>	 <b>1,752,440</b>	 <b>1,129,790</b>	 <b>980,180</b>	 <b>980,180</b>

**FUND:** SEWER

**PROGRAM:** WASTEWATER TREATMENT SERVICES

**PROGRAM STATEMENT**

This program is responsible for the construction, repair and maintenance of the wastewater treatment plant. The sewer system serves approximately 2,400 residential and commercial accounts and 25 industrial accounts.

**Staffing Level**

City Administrator	0.150	Accounting Clerk	0.075
Public Works Director	0.150	Assistant Public Works Director	0.100
Public Works Assistant	0.250	Public Works Maintenance Technician	5.000
Public Works Office Clerk	0.125	Wastewater Superintendent	1.000
City Treasurer	0.075	City Clerk	<u>0.025</u>
Utility Billing Clerk	0.150		7.100 FTE

**Overview of Ongoing and Present Activities**

Operations and Maintenance of the wastewater treatment facility

**Notable Changes in 2024**

- WWTP Up-Grades	\$1,955,000
- Large Equipment Replacement	\$ 300,000
- Drying Beds	\$ 50,000
- Polymer System	\$ 3,000
- Headworks Bypass	\$ 70,000

**Mandated Programs – Federal and State**

All operations are regulated by DOE, EPA, and the Health Department.

**Revenue Generated** – See Collection Services.

**Equipment and Vehicles Assigned** – All equipment and vehicles are shared within the Public Works Department.

1 – Jeep Renegade	2 – Air Compressor
1 – Road Grader	1 – Sewer Rodder
6 – Full size Pick-ups	2 – Forklift
2 – Dump Trucks	1 – Water Truck
1 – Loader	2 – Backhoes
1 – Pressure Washer	3 – Generators



**City of Grandview ~ 2024 Expenditure Estimates**

<b>Description</b>	<b>2022 Actual</b>	<b>2023 Budget</b>	<b>2023 Projected</b>	<b>2024 Estimate</b>	<b>2024 Proposed</b>
<b>Sewer Fund</b>					
<b>Sewer Treatment</b>					
Regular Salaries & Wages	276,729.74	292,000	310,000	320,000	320,000
Wages - Supervision	114,535.06	168,740	172,980	162,000	162,000
Wages - Administration	61,214.22	63,250	61,200	66,000	66,000
Overtime	11,094.87	10,000	10,000	13,000	13,000
Overtime - Supervision	8,505.67	8,500	8,000	8,500	8,500
Overtime - Administration	52.33	250	0	250	250
Longevity	2,058.55	2,220	2,210	2,300	2,300
Longevity - Supervision	4,574.71	5,550	4,850	5,550	5,550
Longevity - Administration	2,073.56	2,140	2,260	2,400	2,400
Social Security	22,711.44	23,280	24,820	25,650	25,650
Social Security - Supervision	9,903.94	13,390	14,220	13,470	13,470
Social Security - Admin.	4,839.49	5,030	4,860	5,260	5,260
Retirement	30,564.50	31,610	33,710	31,960	31,960
Retirement - Supervision	12,947.01	19,000	19,310	16,780	16,780
Retirement - Administration	6,598.01	6,690	6,600	6,550	6,550
Workman's Compensation	7,871.24	8,700	9,260	9,430	9,430
Workman's Compensation-Superv	1,886.82	2,820	3,400	3,150	3,150
Workman's Compensation - Admin	285.32	1,620	1,240	1,330	1,330
Medical/life Insurance	86,650.85	95,860	90,070	102,570	102,570
Medical/life Insurance -Super	19,583.23	27,170	20,500	29,070	29,070
Medical/life Insurance-Admin.	15,897.22	15,420	15,960	16,500	16,500
Family Medical Leave Premium	477.05	490	700	730	730
Family Medical Leave Premium - Superv	205.37	300	300	390	390
Family Medical Leave Premium - Admin	97.23	110	110	150	150
Uniforms & Clothing	5,577.77	4,500	4,500	5,000	5,000
Office & Operating Supplies	220,296.10	230,000	220,000	230,000	230,000
Small Tools & Minor Equipment	0.00	500	0	500	500
Professional Services	87,162.62	160,000	160,000	100,000	100,000
Advertising	173.69	1,000	500	1,000	1,000
Communications	9,941.64	15,000	10,100	15,000	15,000
Travel	0.00	1,000	250	1,000	1,000
Operating Rentals & Leases	11,580.88	16,000	12,600	16,000	16,000
Insurance	71,557.84	92,500	92,250	95,000	95,000
Public Utility Services	423,718.10	397,500	400,000	420,000	420,000
Repairs & Maintenance	117,085.45	190,000	140,000	190,000	190,000
Repairs - Wildfire Damages	0.00	750,000	650,000	30,000	30,000
Miscellaneous	11,728.93	26,000	22,000	26,000	26,000
Misc - Permits	4,277.67	10,000	5,000	10,000	10,000
Misc. - BioSolids Disposal	69,721.18	73,000	50,000	70,000	70,000
<b>Total Utilities and Environment</b>	<b>1,734,179.30</b>	<b>2,771,140</b>	<b>2,583,760</b>	<b>2,052,490</b>	<b>2,052,490</b>
WWTP Upgrade Improvements	0.00	600,000	600,000	1,955,000	1,955,000
Machinery & Equipment	0.00	200,000	180,000	0	0
Large Equipment Replacement	273,134.90	140,000	130,000	300,000	300,000
Bio-Solid Drying Bed 100' x 200'	0.00	1,030,000	980,000	50,000	50,000
Upgrade Polymer System at Dewater	23,421.05	125,000	115,000	3,000	3,000
Headworks Bypass	0.00	165,000	155,000	70,000	70,000
<b>Total Capital Expenditures</b>	<b>296,555.95</b>	<b>2,260,000</b>	<b>2,160,000</b>	<b>2,378,000</b>	<b>2,378,000</b>
<b>Total Sewer Treatment</b>	<b>2,030,735.25</b>	<b>5,031,140</b>	<b>4,743,760</b>	<b>4,430,490</b>	<b>4,430,490</b>
<b>Total Sewer Collection &amp; Treatment</b>	<b>5,107,337.85</b>	<b>6,783,580</b>	<b>5,873,550</b>	<b>5,410,670</b>	<b>5,410,670</b>

**FUND:** SEWER

**PROGRAM:** SEWER DEBT SERVICE

**PROGRAM STATEMENT**

This program represents the loan entered into by the Sewer Fund to finance capital improvements to the Sewer system.

**Staffing Level** – None

**Overview of Ongoing and Present Activities** –

Following are the outstanding loans with their respective years of origin and maturity.

- U.S.D.A. Loan – Waste Water System Improvements
  - 2016 – 2056
- Department of Ecology Loan – 21" Sewer Trunk Main
  - 2024 – 2044

**Notable Changes in 2024** – 21" Sewer Trunk Main project was completed in 2023 and the City will be making annual loan payments beginning in 2024.

**Mandated Programs – Federal and State**

Terms of the multiple loan contracts.

**Revenue Generated** – None

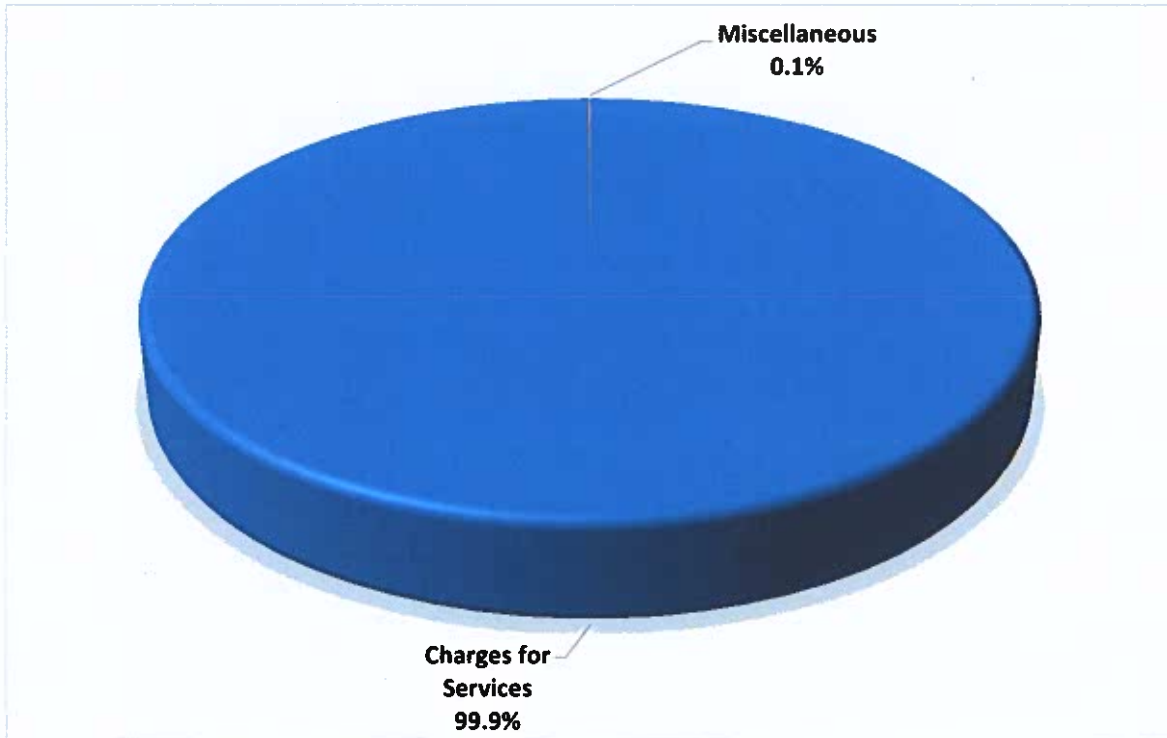
**Equipment and Vehicles Assigned** - None

**City of Grandview ~ 2024 Expenditure Estimates**

<b>Description</b>	<b>2022 Actual</b>	<b>2023 Budget</b>	<b>2023 Projected</b>	<b>2024 Estimate</b>	<b>2024 Proposed</b>
<b>Sewer Fund</b>					
<b>Long Term Debt &amp; Transfers Out</b>					
<b>Principal</b>					
USDA Loan - '13 & '14 WWTP	54,434.79	55,890	55,890	57,390	57,390
DOE Loan - Sewer Trunk Main	0.00	235,000	235,000	235,000	235,000
<b>Total Principal</b>	<b>54,434.79</b>	<b>290,890</b>	<b>290,890</b>	<b>292,390</b>	<b>292,390</b>
<b>Interest</b>					
USDA Loan - '13 & '14 WWTP	79,243.21	77,790	77,790	76,290	76,290
DOE Loan - Sewer Trunk Main	0.00	115,000	115,000	115,000	115,000
<b>Total Interest</b>	<b>79,243.21</b>	<b>192,790</b>	<b>192,790</b>	<b>191,290</b>	<b>191,290</b>
<b>Ending Fund Balance</b>					
USDA WW Loan Reserve - Restricted	102,400.00	115,700	115,700	129,000	129,000
USDA WW Loan SL Assets - Restricted	73,500.00	80,850	80,850	88,200	88,200
USDA WW Loan O & M - Restricted	415,050.00	415,050	415,050	415,050	415,050
Ending Fund Balance - Assigned	7,093,811.62	5,453,885	6,339,230	5,129,330	5,129,330
<b>Total Water/Sewer Fund</b>	<b>12,925,777.47</b>	<b>13,332,745</b>	<b>13,308,060</b>	<b>11,655,930</b>	<b>11,655,930</b>

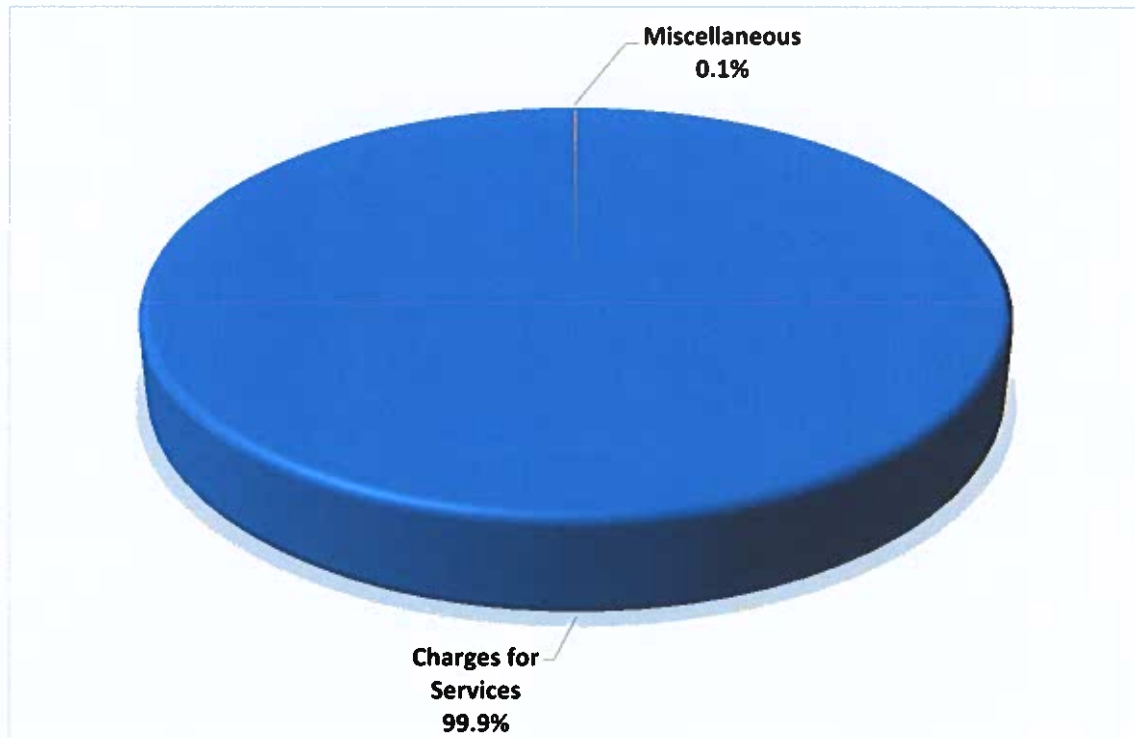
**City of Grandview  
2023 Budget  
Irrigation Fund**

Revenues	Amount	
Charges for Services	\$ 556,000	99.9%
Miscellaneous	330	0.1%
<b>Total Revenues</b>	<b>\$ 556,330</b>	



**City of Grandview  
2024 Budget  
Irrigation Fund**

Revenues	Amount	
Charges for Services	\$ 615,500	99.9%
Miscellaneous	500	0.1%
<b>Total Revenues</b>	<b>\$ 616,000</b>	

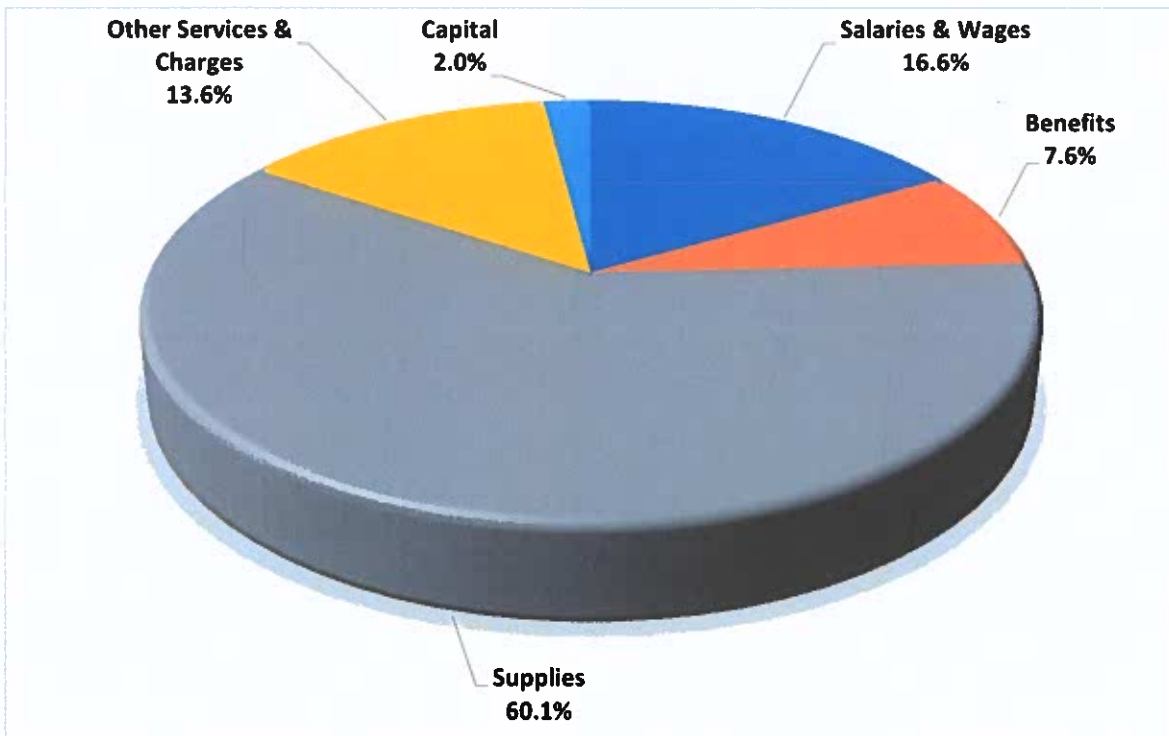


**City of Grandview ~ 2024 Revenue Estimates**

<b>Description</b>	<b>2022 Actual</b>	<b>2023 Budget</b>	<b>2023 Projected</b>	<b>2024 Estimate</b>	<b>2024 Proposed</b>
<b>Irrigation Fund</b>					
Beginning Fund Balance - Assigned	119,975.30	89,270	89,050	52,040	52,040
<b>Total Beginning Cash Balance</b>	<b>119,975.30</b>	<b>89,270</b>	<b>89,050</b>	<b>52,040</b>	<b>52,040</b>
<b>Charges for Goods and Services</b>					
Irrigation Water Receipts	535,996.76	556,000	570,000	615,500	615,500
Connections & Misc.	200.00	0	0	0	0
<b>Total Charges for Goods and Services</b>	<b>536,196.76</b>	<b>556,000</b>	<b>570,000</b>	<b>615,500</b>	<b>615,500</b>
<b>Miscellaneous Revenues</b>					
Investment Interest	709.65	330	750	500	500
<b>Total Miscellaneous Revenues</b>	<b>709.65</b>	<b>330</b>	<b>750</b>	<b>500</b>	<b>500</b>
<b>Total Irrigation Fund</b>	<b>656,881.71</b>	<b>645,600</b>	<b>659,800</b>	<b>668,040</b>	<b>668,040</b>

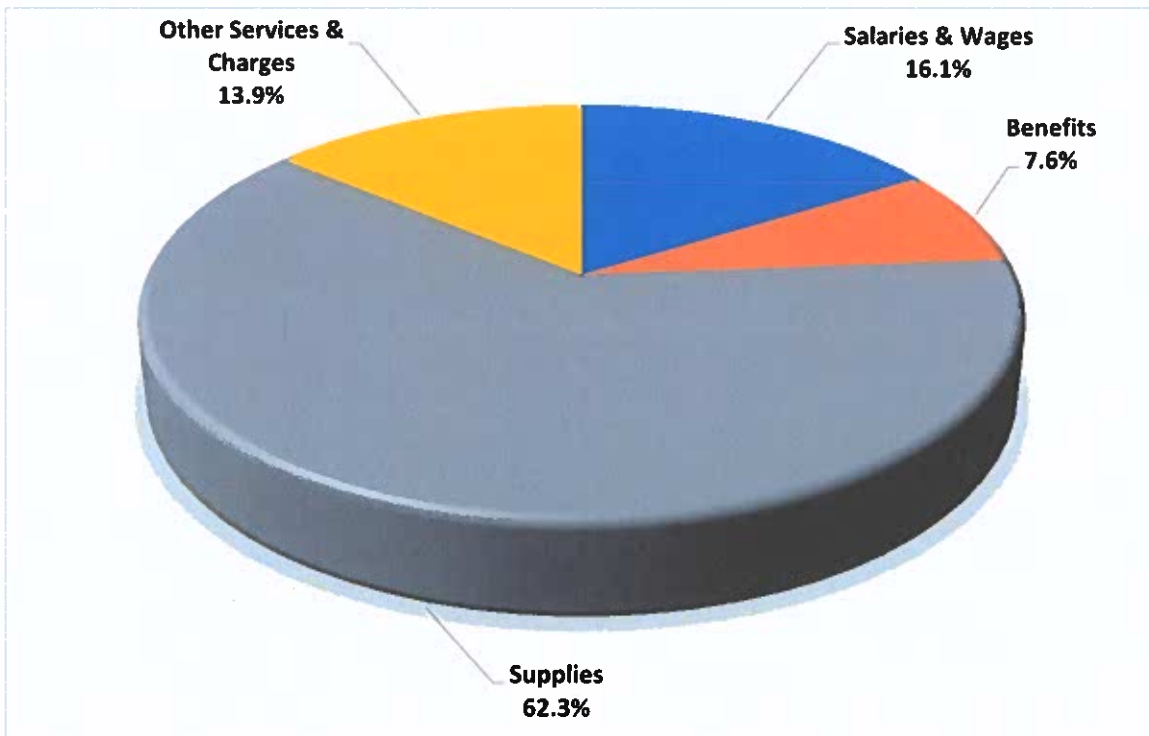
**City of Grandview  
2023 Budget  
Irrigation Fund**

<b>Expenditures</b>	<b>Amount</b>	
Salaries & Wages	\$ 106,415	16.6%
Benefits	48,430	7.6%
Supplies	384,250	60.1%
Other Services & Charges	87,100	13.6%
Capital	13,000	2.0%
<b>Total Expenditures</b>	<b>\$ 639,195</b>	



**City of Grandview  
2024 Budget  
Irrigation Fund**

<b>Expenditures</b>	<b>Amount</b>	
Salaries & Wages	\$ 104,470	16.1%
Benefits	49,220	7.6%
Supplies	403,250	62.3%
Other Services & Charges	90,000	13.9%
Capital	-	0.0%
<b>Total Expenditures</b>	<b>\$ 646,940</b>	





**FUND:**        IRRIGATION

**PROGRAM:** IRRIGATION WATER DELIVERY SERVICES

**PROGRAM STATEMENT**

This program was established to provide an adequate irrigation water supply for the City's citizens. Maintenance of pumps and major delivery lines is the responsibility of this program, as well as the updating of the system to meet present and future needs. The Sunnyside Valley Irrigation District is the supply district for the City's irrigation water. The system serves approximately 2,400 accounts that are billed monthly.

**Staffing Level**

Public Works Director	0.05	Assistant Public Works Director	0.15
Public Works Assistant	0.05	Public Works Foreman	0.30
Public Works Office Clerk	0.10	Public Works Maintenance Technician	0.30
Accounting Clerk	0.05	City Treasurer	<u>0.05</u>
City Clerk	0.05		1.25 FTE
Utility Billing Clerk	0.15		

**Overview of Ongoing and Present Activities –**

- Responsible for the maintenance of all irrigation pump stations and equipment.
- Responsible for all of the irrigation distribution system. Responsible for addressing daily customer complaints.

**Notable Changes in 2024** - None

**Mandated Programs – Federal and State** - None

**Revenue Generated –**

- Irrigation Water Receipts	\$615,500
-----------------------------	-----------

**Equipment and Vehicles Assigned** – All equipment and vehicles are shared within the Public Works Department.

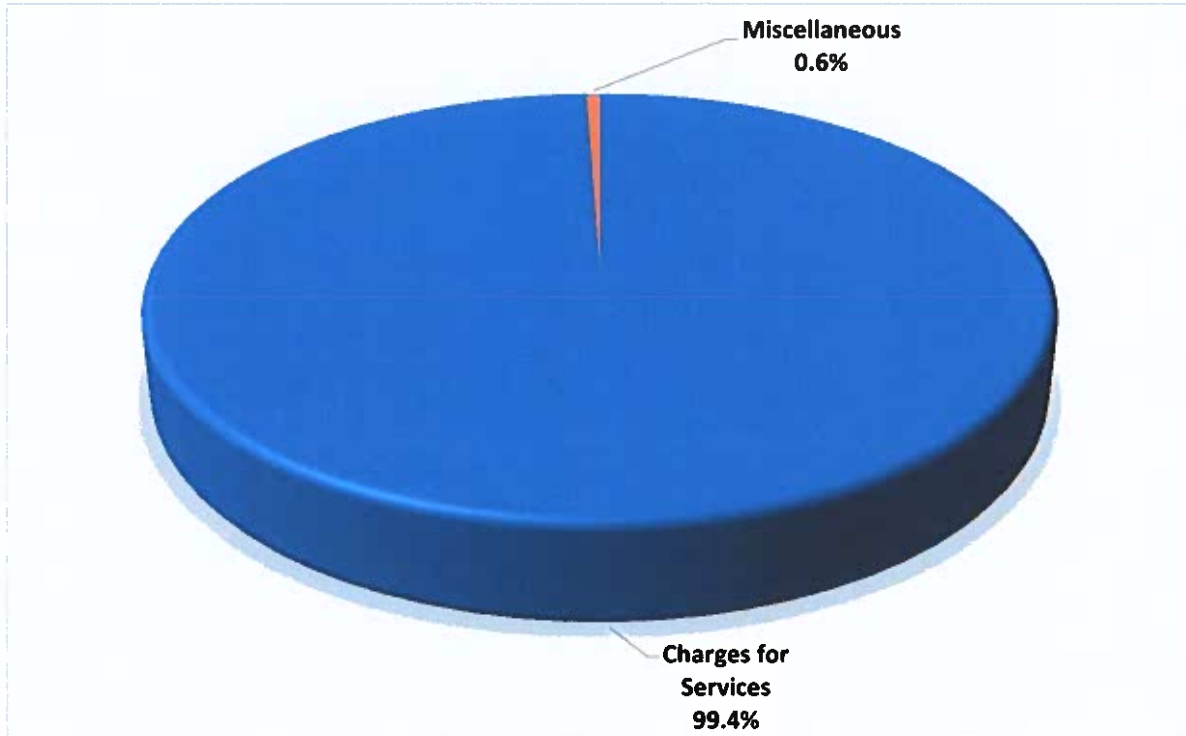
1 – Nissan Rogue	1 – Forklift	
4 – Full size pick-ups	1 – Air Compressor	3 – K-saws
1 – Dump trucks	1 – Sewer Rodder	1 – Pressure Washer
3 – 1-Ton Trucks	1 – Concrete Mixer	2 – Generators
2 – Backhoes	1 – Sweeper	2 – Upright Plate Whackers
2 – Trach pumps		

**City of Grandview ~ 2024 Expenditure Estimates**

<b>Description</b>	<b>2022 Actual</b>	<b>2023 Budget</b>	<b>2023 Projected</b>	<b>2024 Estimate</b>	<b>2024 Proposed</b>
<b>Irrigation</b>					
Regular Salaries & Wages	16,327.25	23,000	13,000	23,000	23,000
Wages - Supervision	26,105.97	34,905	35,000	30,000	30,000
Wages - Administration	40,844.84	39,000	40,000	42,000	42,000
Overtime	5,490.92	7,200	5,000	7,000	7,000
Longevity	535.48	970	820	970	970
Longevity	1,255.15	1,340	1,400	1,500	1,500
Social Security	6,961.19	8,140	7,300	8,000	8,000
Retirement	9,401.92	11,060	9,900	9,960	9,960
Workman's Compensation	1,311.55	3,060	2,850	3,080	3,080
Medical/life Insurance	20,769.53	25,000	19,190	26,750	26,750
Family Medical Leave Premium	140.33	170	160	230	230
Uniforms And Clothing	1,113.67	1,000	1,000	1,200	1,200
Office & Operating Supplies	21,483.82	20,500	18,000	21,000	21,000
Water Purchased For Resale	324,464.14	363,500	363,440	382,000	382,000
Small Tools & Minor Equipment	0.00	250	0	250	250
Professional Services	872.15	2,000	600	2,000	2,000
Advertising	16.83	100	0	100	100
Communications	5,457.26	5,500	5,600	6,000	6,000
Travel	0.00	100	0	100	100
Operating Rentals & Leases	22,080.00	22,000	21,500	22,000	22,000
Insurance	4,481.34	5,900	5,900	6,000	6,000
Public Utility Services	31,456.93	26,700	26,000	29,000	29,000
Repairs & Maintenance	26,969.35	24,000	24,000	24,000	24,000
Miscellaneous	294.68	800	500	800	800
<b>Total Irrigation</b>	<b>567,834.30</b>	<b>626,195</b>	<b>601,160</b>	<b>646,940</b>	<b>646,940</b>
<b>Capital Expenditures</b>					
Irrigation Pump Replacements	0.00	13,000	6,600	0	0
<b>Total Capital Expenditures</b>	<b>0.00</b>	<b>13,000</b>	<b>6,600</b>	<b>0</b>	<b>0</b>
<b>Ending Fund Balance</b>					
Ending Fund Balance - Assigned	89,047.41	6,405	52,040	21,100	21,100
<b>Total Ending Fund Balance</b>	<b>89,047.41</b>	<b>6,405</b>	<b>52,040</b>	<b>21,100</b>	<b>21,100</b>
<b>Total Irrigation Fund</b>	<b>656,881.71</b>	<b>645,600</b>	<b>659,800</b>	<b>668,040</b>	<b>668,040</b>

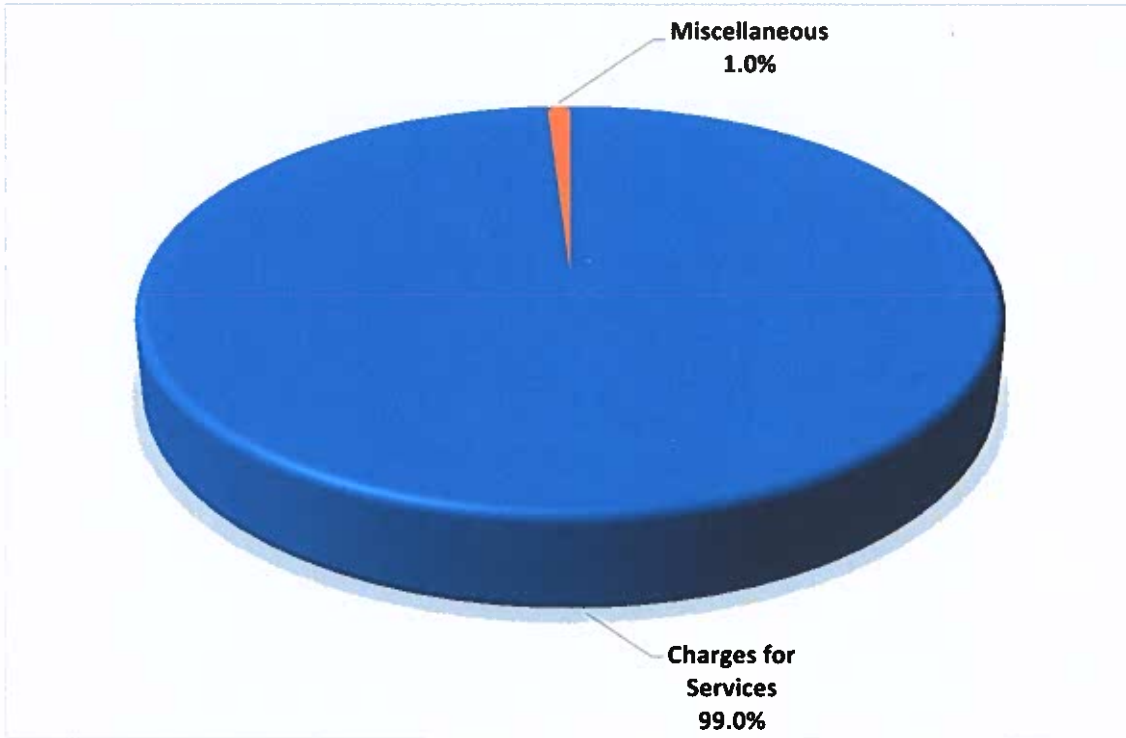
**City of Grandview  
2023 Budget  
Solid Waste Fund**

Revenues	Amount	
Charges for Services	\$ 1,257,000	99.4%
Miscellaneous	7,075	0.6%
<b>Total Revenues</b>	<b>\$ 1,264,075</b>	



**City of Grandview  
2024 Budget  
Solid Waste Fund**

Revenues	Amount	
Charges for Services	\$ 1,311,000	99.0%
Miscellaneous	13,525	1.0%
<b>Total Revenues</b>	<b>\$ 1,324,525</b>	

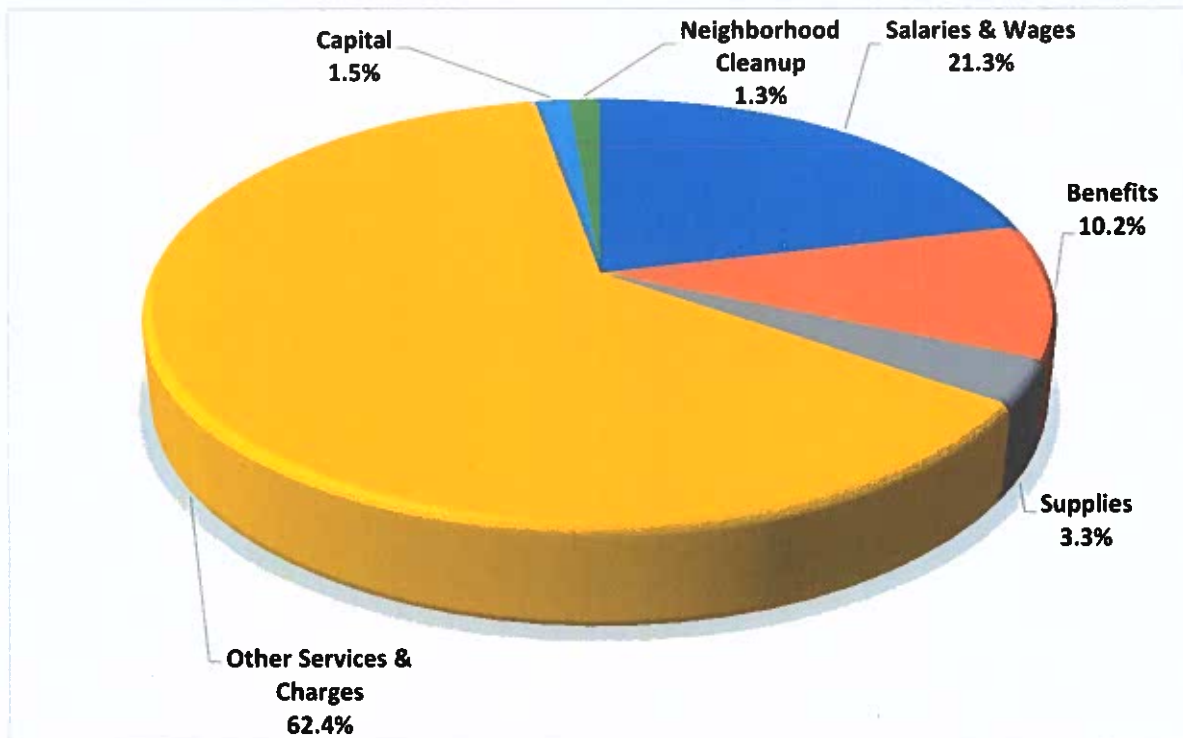


**City of Grandview ~ 2024 Revenue Estimates**

<b>Description</b>	<b>2022 Actual</b>	<b>2023 Budget</b>	<b>2023 Projected</b>	<b>2024 Estimate</b>	<b>2024 Proposed</b>
<b>Solid Waste Fund</b>					
Beginning Fund Balance - Assigned	742,946.06	766,090	765,320	705,335	705,335
<b>Total Beginning Cash Balance</b>	<b>742,946.06</b>	<b>766,090</b>	<b>765,320</b>	<b>705,335</b>	<b>705,335</b>
<b>Charges for Goods and Services</b>					
Collection Service Fees	902,001.00	890,000	915,000	933,000	933,000
City Utility Taxes-Solid Waste	365,391.49	367,000	370,000	378,000	378,000
<b>Total Charges for Goods and Services</b>	<b>1,267,392.49</b>	<b>1,257,000</b>	<b>1,285,000</b>	<b>1,311,000</b>	<b>1,311,000</b>
<b>Miscellaneous Revenues</b>					
Investment Interest	9,968.70	6,600	18,500	13,000	13,000
Scales Rental	467.10	475	500	525	525
<b>Total Miscellaneous Revenues</b>	<b>10,435.80</b>	<b>7,075</b>	<b>19,000</b>	<b>13,525</b>	<b>13,525</b>
<b>Total Solid Waste Fund</b>	<b>2,020,774.35</b>	<b>2,030,165</b>	<b>2,069,320</b>	<b>2,029,860</b>	<b>2,029,860</b>

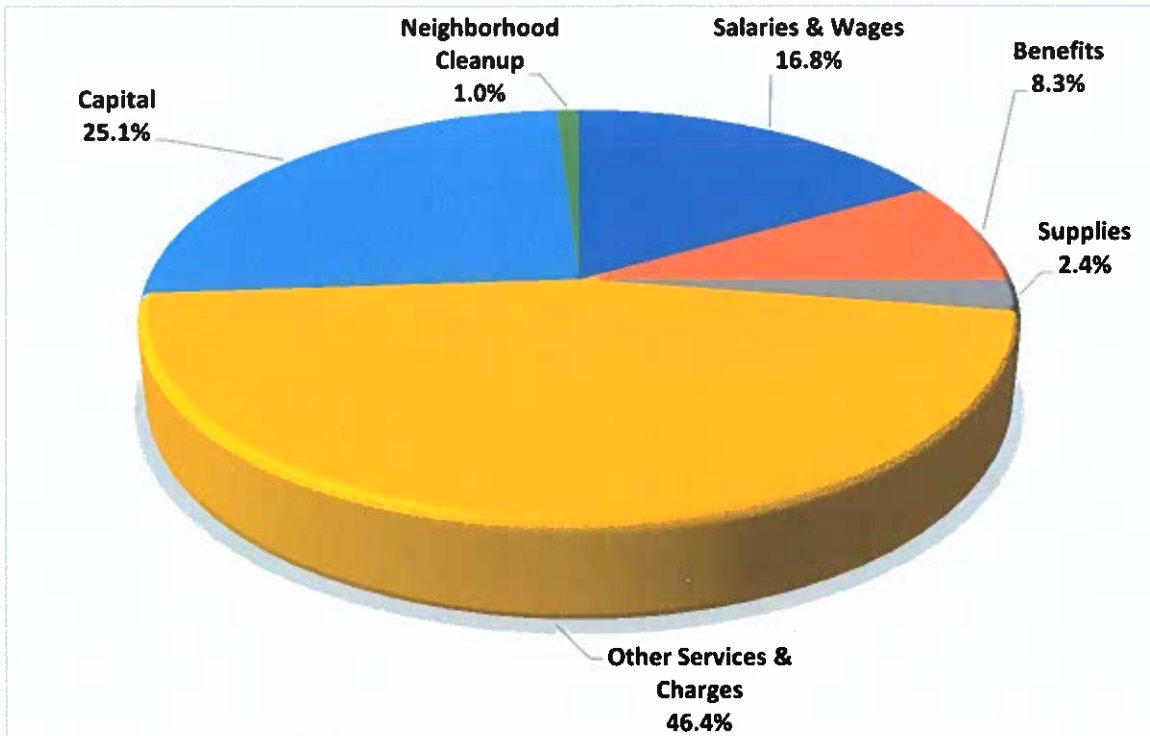
**City of Grandview  
2023 Budget  
Solid Waste Fund**

<b>Expenditures</b>	<b>Amount</b>	
Salaries & Wages	\$ 290,360	21.3%
Benefits	138,490	10.2%
Supplies	45,500	3.3%
Other Services & Charges	851,650	62.4%
Capital	20,000	1.5%
Neighborhood Cleanup	18,070	1.3%
<b>Total Expenditures</b>	<b>\$ 1,364,070</b>	



**City of Grandview  
2024 Budget  
Solid Waste Fund**

Expenditures	Amount	
Salaries & Wages	\$ 312,320	16.8%
Benefits	153,310	8.3%
Supplies	45,500	2.4%
Other Services & Charges	862,250	46.4%
Capital	466,000	25.1%
Neighborhood Cleanup	18,030	1.0%
<b>Total Expenditures</b>	<b>\$ 1,857,410</b>	



**FUND:** SOLID WASTE

**PROGRAM:** COLLECTION SERVICES

**PROGRAM STATEMENT**

This program is responsible for the collection of refuse within the city limits and also maintains City owned refuse containers.

**Staffing Level**

City Administrator	0.05	Public Works Office Clerk	0.25
Public Works Director	0.10	Assistant Public Works Director	0.05
Public Works Assistant	0.10	Public Works Foreman	0.10
City Treasurer	0.10	Public Works Maintenance Technician	3.10
City Clerk	0.05	Accounting Clerk	<u>0.15</u>
Utility Billing Clerk	0.25		4.30 FTE

**Overview of Ongoing and Present Activities**

- Collection of refuse and yard waste and transport to the County Landfill.
- Maintain/replace refuse containers.
- Maintain records and accounts.
- Operate and maintenance of equipment.
- Maintain customer relations.
- Spring community clean-up.

**Notable Changes in 2024**

- Garbage Truck	\$ 466,000
- DEF Tote Pump	\$ 1,000

**Mandated Programs – Federal and State**

- Solid Waste Management Plan.
- Comply with WSDOT requirements.

**Revenue Generated**

• Collection services	\$933,000
• Scale Rental	\$ 525

**Equipment and Vehicles Assigned** - All equipment and vehicles are shared within the Public Works Department.

1 – Nissan Rogue	1 – 1 Ton Flatbed	1 – Pick-up
3 – Garbage Compactors	2 – Backhoes	



**City of Grandview ~ 2024 Expenditure Estimates**

<b>Description</b>	<b>2022 Actual</b>	<b>2023 Budget</b>	<b>2023 Projected</b>	<b>2024 Estimate</b>	<b>2024 Proposed</b>
<b>Solid Waste Fund</b>					
<b>Collection</b>					
Regular Salaries & Wages	130,721.58	161,000	179,000	186,000	186,000
Wages - Supervision	11,966.86	40,650	29,000	33,000	33,000
Wages - Administration	74,100.86	74,000	75,000	78,000	78,000
Overtime	11,687.37	8,000	6,000	8,000	8,000
Longevity	3,925.40	4,180	3,300	4,000	4,000
Longevity	324.07	510	430	520	520
Longevity	2,362.80	2,020	2,640	2,800	2,800
Social Security	17,950.60	22,220	22,600	23,900	23,900
Retirement	24,414.03	30,170	30,700	29,770	29,770
Workman's Compensation	4,386.12	8,330	8,850	9,190	9,190
Medical/life Insurance	60,554.58	74,900	81,100	86,770	86,770
Family Medical Leave Premium	375.07	470	480	680	680
Unemployment Compensation	0.00	1,000	0	1,000	1,000
Uniforms & Clothing	1,671.04	1,400	1,400	2,000	2,000
Office & Operating Supplies	49,308.72	45,000	42,000	45,000	45,000
Small Tools & Minor Equipment	0.00	500	500	500	500
Professional Services	1,282.36	1,500	250	1,500	1,500
Advertising	0.00	50	25	50	50
Communications	6,020.59	5,900	7,300	7,500	7,500
Travel	0.00	200	0	200	200
Operating Rentals & Leases	166,620.00	165,000	165,000	165,000	165,000
Insurance	10,054.04	13,500	13,400	14,000	14,000
Public Utility Services	6,376.41	11,000	8,200	10,000	10,000
Repairs & Maintenance	2,502.80	7,000	6,500	7,000	7,000
Miscellaneous	294.28	1,000	400	1,000	1,000
Miscellaneous - Tipping Fees	255,245.18	256,500	252,000	256,000	256,000
Miscellaneous - City Taxes	343,335.54	345,000	350,000	355,000	355,000
Miscellaneous - State Taxes	45,438.27	45,000	43,500	45,000	45,000
<b>Total Collection</b>	<b>1,230,918.57</b>	<b>1,326,000</b>	<b>1,329,575</b>	<b>1,373,380</b>	<b>1,373,380</b>
<b>Capital Expenditures</b>					
Garbage Truck Shop Improvements	15,578.05	20,000	21,500	0	0
Garbage Truck	0.00	0	0	466,000	466,000
<b>Total Capital Expenditures</b>	<b>15,578.05</b>	<b>20,000</b>	<b>21,500</b>	<b>466,000</b>	<b>466,000</b>
<b>Total Collection</b>	<b>1,246,496.62</b>	<b>1,346,000</b>	<b>1,351,075</b>	<b>1,839,380</b>	<b>1,839,380</b>

**FUND:** SOLID WASTE

**PROGRAM:** NEIGHBORHOOD CLEAN-UP SERVICES

**PROGRAM STATEMENT**

This program is responsible for the annual clean-up disposal services of miscellaneous household items to neighborhoods within the City limits. For two Saturdays in the spring, the Public Works Department provides personnel and solid waste dumpsters to receive and dispose of the citizen's refuse.

**Staffing Level**

Public Works Foreman	.10
Public Works Employees	<u>.30</u>
	.40 FTE

**Overview of Ongoing and Present Activities**

Spring community clean-up.

**Notable Changes in 2024** – None

**Mandated Programs – Federal and State**

- Solid Waste Management Plan.
- Comply with WSDOT requirements.

**Revenue Generated** – None

**Equipment and Vehicles Assigned** - All equipment and vehicles are shared within the Public Works Department.

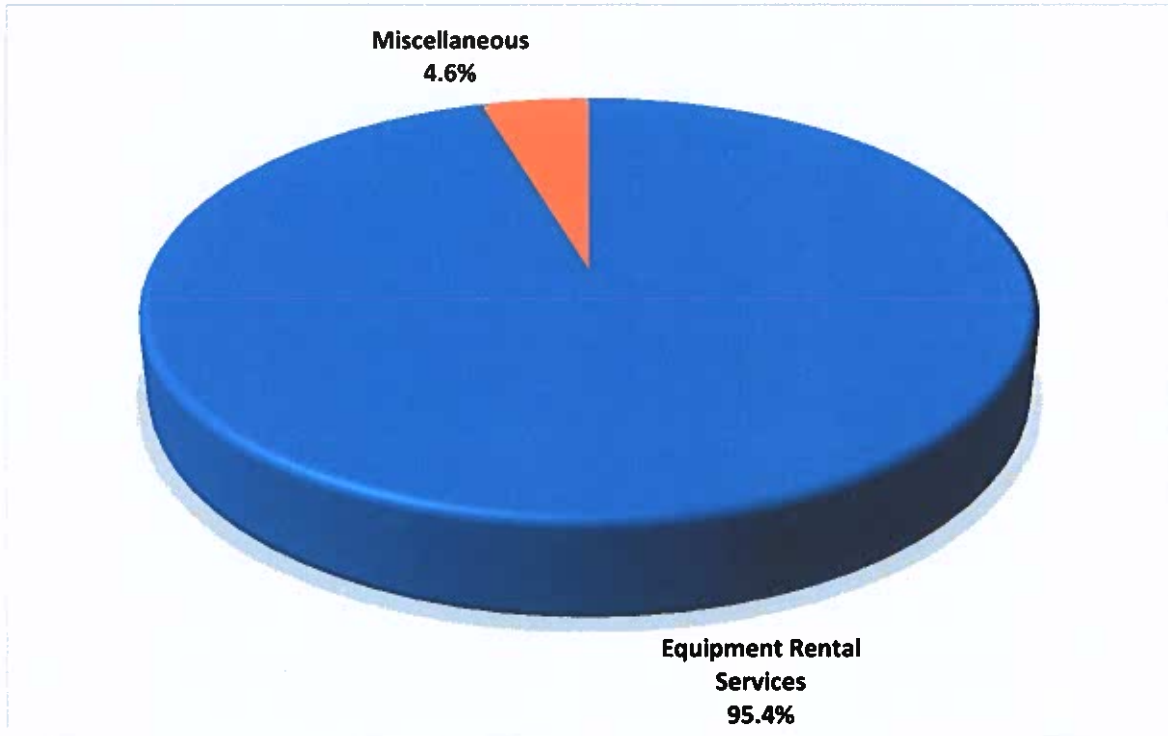
1 – Backhoe

**City of Grandview ~ 2024 Expenditure Estimates**

<b>Description</b>	<b>2022 Actual</b>	<b>2023 Budget</b>	<b>2023 Projected</b>	<b>2024 Estimate</b>	<b>2024 Proposed</b>
<b>Solid Waste Fund</b>					
<b>Neighborhood Cleanup</b>					
Regular Salaries & Wages	0.00	100	0	100	100
Overtime	1,383.99	1,700	1,600	1,700	1,700
Social Security	105.59	160	130	140	140
Retirement	141.86	220	170	180	180
Workman's Compensation	42.23	60	50	50	50
Medical/life Insurance	90.15	420	250	450	450
Family Medical Leave Premium	2.23	10	10	10	10
Office & Operating Supplies	1,000.00	1,000	0	1,000	1,000
Advertising	0.00	200	0	200	200
Operating Rentals	0.00	800	0	800	800
Repairs & Maintenance	0.00	400	0	400	400
Tipping Fees & Miscellaneous	6,188.81	13,000	10,700	13,000	13,000
<b>Total Neighborhood Cleanup</b>	<b>8,954.86</b>	<b>18,070</b>	<b>12,910</b>	<b>18,030</b>	<b>18,030</b>
<b>Ending Fund Balance</b>					
Ending Fund Balance - Assigned	765,322.87	666,095	705,335	172,450	172,450
<b>Total Ending Fund Balance</b>	<b>765,322.87</b>	<b>666,095</b>	<b>705,335</b>	<b>172,450</b>	<b>172,450</b>
<b>Total Solid Waste Fund</b>	<b>2,020,774.35</b>	<b>2,030,165</b>	<b>2,069,320</b>	<b>2,029,860</b>	<b>2,029,860</b>

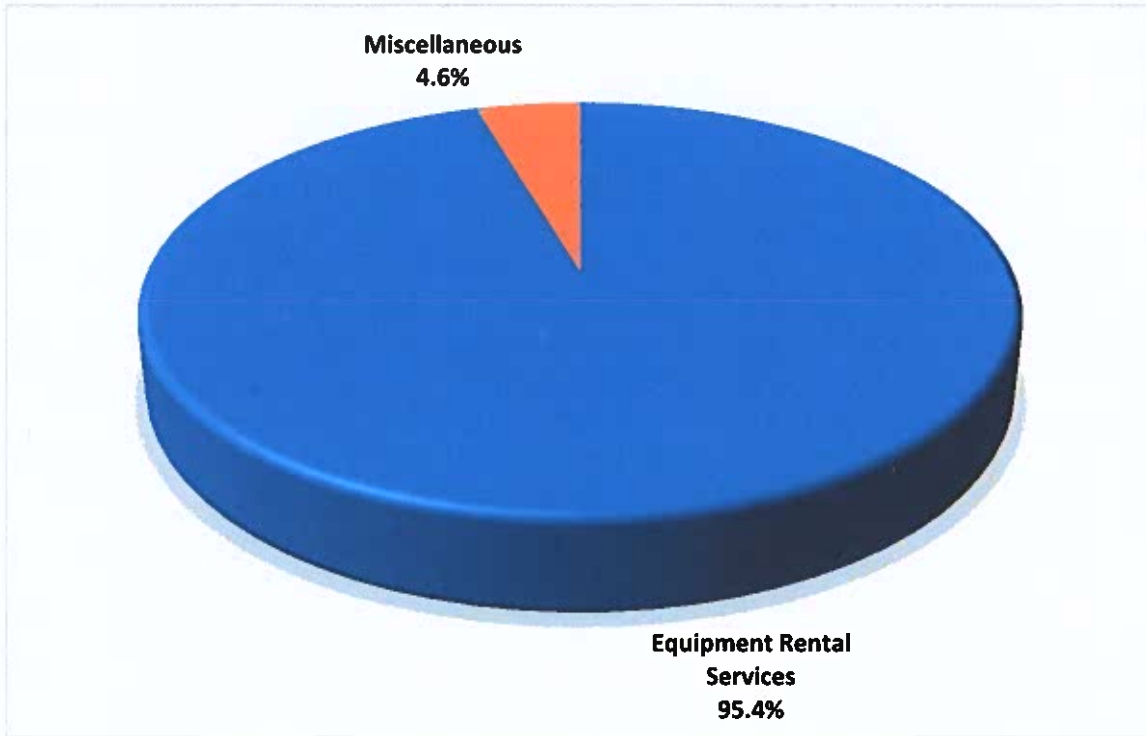
**City of Grandview  
2023 Budget  
Equipment Rental Fund**

Revenues	Amount	
Equipment Rental Services	\$ 545,000	95.4%
Miscellaneous	26,400	4.6%
<b>Total Revenues</b>	<b>\$ 571,400</b>	



**City of Grandview  
2024 Budget  
Equipment Rental Fund**

Revenues	Amount	
Equipment Rental Services	\$ 575,000	95.4%
Miscellaneous	27,500	4.6%
<b>Total Revenues</b>	<b>\$ 602,500</b>	

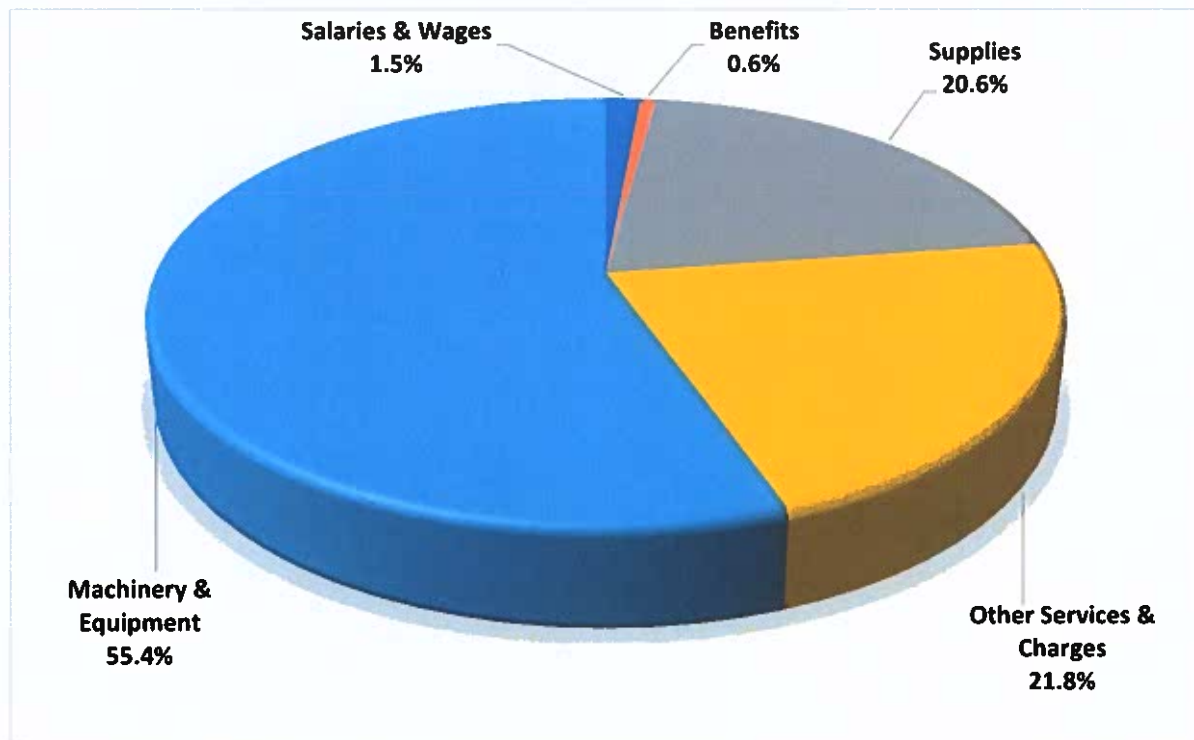


**City of Grandview ~ 2024 Revenue Estimates**

<b>Description</b>	<b>2022 Actual</b>	<b>2023 Budget</b>	<b>2023 Projected</b>	<b>2024 Estimate</b>	<b>2024 Proposed</b>
<b>Equipment Rental Fund</b>					
Beginning Fund Balance - Assigned	1,925,046.81	1,907,060	1,906,950	1,887,030	1,887,030
<b>Total Beginning Cash Balance</b>	<b>1,925,046.81</b>	<b>1,907,060</b>	<b>1,906,950</b>	<b>1,887,030</b>	<b>1,887,030</b>
<b>Charges for Goods and Services</b>					
Equipment Rental Services	548,825.00	545,000	600,000	575,000	575,000
<b>Total Charges for Goods and Services</b>	<b>548,825.00</b>	<b>545,000</b>	<b>600,000</b>	<b>575,000</b>	<b>575,000</b>
<b>Miscellaneous Revenues</b>					
Investment Interest	32,539.71	26,400	33,500	27,500	27,500
<b>Total Miscellaneous Revenues</b>	<b>32,539.71</b>	<b>26,400</b>	<b>33,500</b>	<b>27,500</b>	<b>27,500</b>
<b>Total Equipment Rental Fund</b>	<b>2,506,411.52</b>	<b>2,478,460</b>	<b>2,540,450</b>	<b>2,489,530</b>	<b>2,489,530</b>

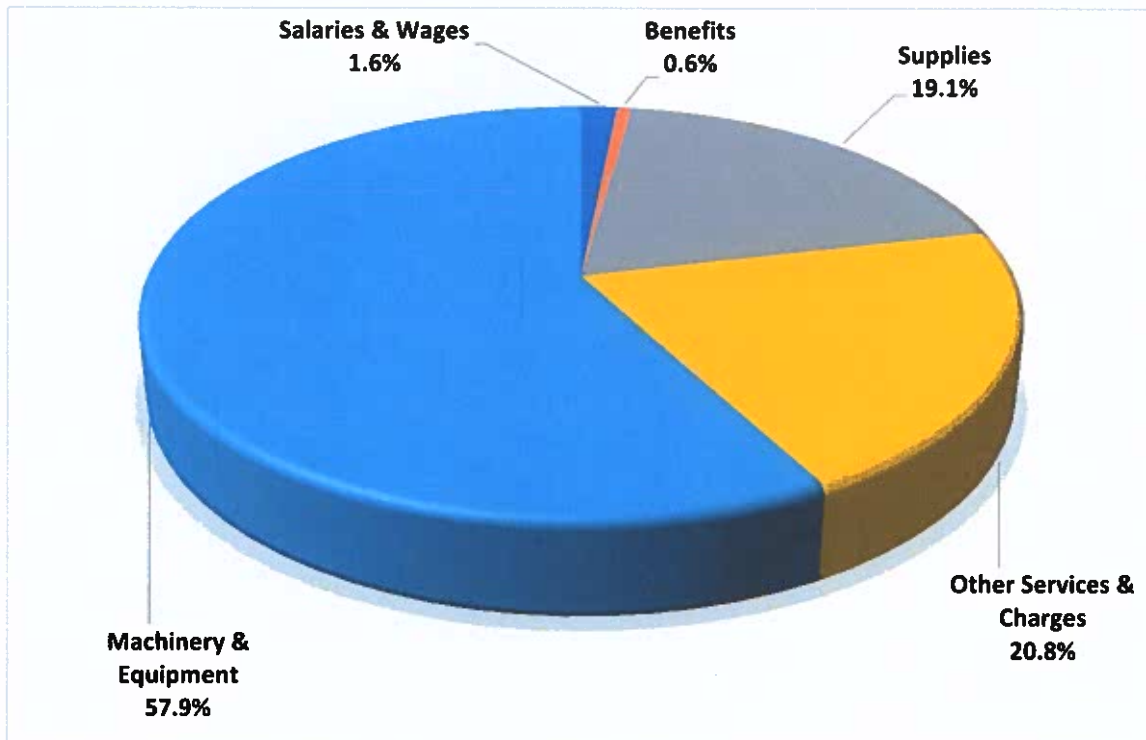
**City of Grandview  
2023 Budget  
Equipment Rental Fund**

<b>Expenditures</b>	<b>Amount</b>	
Salaries & Wages	\$ 15,200	1.5%
Benefits	6,760	0.6%
Supplies	215,000	20.6%
Other Services & Charges	227,850	21.8%
Machinery & Equipment	578,000	55.4%
<b>Total Expenditures</b>	<b>\$ 1,042,810</b>	



**City of Grandview  
2024 Budget  
Equipment Rental Fund**

Expenditures	Amount	
Salaries & Wages	\$ 17,150	1.6%
Benefits	7,050	0.6%
Supplies	210,000	19.1%
Other Services & Charges	228,350	20.8%
Machinery & Equipment	635,000	57.9%
<b>Total Expenditures</b>	<b>\$ 1,097,550</b>	





**FUND:** EQUIPMENT RENTAL

**PROGRAM:** EQUIPMENT RENTAL AND REPLACEMENT

**PROGRAM STATEMENT**

The Equipment Rental Fund was created to provide a means to operate, maintain and then replace vehicles and equipment used by the numerous operating city departments. The operating department makes the original equipment purchase. Equipment placed within the fund is then “rented” back to the department at a monthly rate. The rates are set annually and cover the cost of operating, maintaining, insuring and replacing the equipment at the end of its estimated life. Currently there are 93 vehicles and pieces of equipment within the Equipment Rental Fund.

**Staffing Level**

Accounts Payable Clerk	.15
City Treasurer	<u>.05</u>
	.20 FTE

**Overview of Ongoing and Present Activities**

- Maintain the fleet of vehicles and numerous pieces of equipment used in the daily operations of multiple city programs.
- Replace vehicles and equipment as needed.

**Notable Changes in 2024 –**

Four Patrol Vehicles (3 from 2022/2023 that did not get purchased)	\$250,000
Public Works Truck	\$32,000
Street Sweeper	\$353,000

**Mandated Programs – Federal and State - None**

**Revenue Generated**

Rental Fees from Operating Departments	\$575,000
--	-----------

**Equipment and Vehicles Assigned** – 89 units used by the multiple city programs in the delivery of city services.

**City of Grandview ~ 2024 Expenditure Estimates**

<b>Description</b>	<b>2022 Actual</b>	<b>2023 Budget</b>	<b>2023 Projected</b>	<b>2024 Estimate</b>	<b>2024 Proposed</b>
<b>Equipment Rental Fund</b>					
<b>Equipment Rental Services</b>					
Regular Salaries & Wages	5,218.49	5,000	5,500	6,500	6,500
Wages - Administration	8,971.56	9,650	9,800	10,000	10,000
Longevity	488.39	550	600	650	650
Social Security	1,138.19	1,170	1,250	1,350	1,350
Retirement	1,525.04	1,600	1,680	1,700	1,700
Workman's Compensation	59.33	60	60	60	60
Medical/life Insurance	3,700.33	3,900	3,750	3,900	3,900
Family Medical Leave Premium	24.25	30	30	40	40
Office & Operating Supplies	43,443.74	40,000	39,500	40,000	40,000
Fuel Consumed	159,149.17	175,000	170,000	170,000	170,000
Advertising	45.43	150	150	150	150
Communications	722.25	700	600	700	700
Insurance	19,688.48	25,000	23,500	25,000	25,000
Repairs & Maintenance	181,048.21	180,000	175,000	175,000	175,000
Miscellaneous	7,839.44	16,500	16,500	22,000	22,000
Copier Lease	0.00	5,500	5,500	5,500	5,500
<b>Total Equipment Rental Services</b>	<b>433,062.30</b>	<b>464,810</b>	<b>453,420</b>	<b>462,550</b>	<b>462,550</b>
<b>Capital Expenditures</b>					
Machinery & Equipment	166,399.98	578,000	200,000	635,000	635,000
<b>Total Capital Expenditures</b>	<b>166,399.98</b>	<b>578,000</b>	<b>200,000</b>	<b>635,000</b>	<b>635,000</b>
<b>Ending Fund Balance</b>					
Ending Fund Balance - Unassigned	1,906,949.24	1,435,650	1,887,030	1,391,980	1,391,980
<b>Total Ending Fund Balance</b>	<b>1,906,949.24</b>	<b>1,435,650</b>	<b>1,887,030</b>	<b>1,391,980</b>	<b>1,391,980</b>
<b>Total Equipment Rental Fund</b>	<b>2,506,411.52</b>	<b>2,478,460</b>	<b>2,540,450</b>	<b>2,489,530</b>	<b>2,489,530</b>